

COME TO MY PARTY

LESSON 1

MY BIRTHDAY PARTY


2.NICK'S BIRTHDAY PARTY

A/Watch Nick's video. Identify the different steps to organise a party and match each step with its label.


Step 1 ●

●  I'm buying some food.


Step 2 ●

●  What about the theme?

Step 3 ●

●  'm writing and sending invitations.

Step 4 ●

●  it's time to celebrate!

Step 5 ●

●  'm inviting my friends.

Step 6 ●

●  'm selecting some music.

B/Watch Nick's video again and complete.

Next Saturday

I am preparing

Dave, Jenny, Ross,

some music...

I'm writing cards

April 23rd

we're going

with candles

a "soccer" birthday

Let's have fun

Hi, I'm Nick! a party for my birthday next week... My birthday is on . So I'm organizing a party !

Step one - my friends: I'm inviting Liz, Harry, Mandy, and Sue.

Step two - invitations: or I'm sending emails...

Step three - what about a "superhero" birthday? ? or a "cinema" birthday?

Step four - Music! I'm selecting Hip hop? Rock? Electro? but I don't need any chairs because to dance!

Step five - the food! I'm buying some crisps, some snacks, some Coke and some fruit juices... And a giant birthday cake of course!

Step six! Well, I guess I'm ready now... so it's time to celebrate!

! Bye!

What's the French for « SOME » in the video ?

.....

.....

3. INVITE YOUR FRIENDS

A/ Listen to the messages and complete the grid. No sentence !

Categories	Conversation 1	Conversation 2	Conversation 3
Person organising			
Guest			
Date of the party			
Theme of the party			
What he / she is buying			
Other food?			
The guest is bringing...			

B/ Look at the invitation card. What is missing ? Complete the card.

Dear Jane,
I'm organis..... my party next week,
on February 10th. I hope you're free and you can come...
I'm plann..... a Star Wars party so
I'..... a Master Yoda cake.
I'm buying some coke and
Chewbacca balloons.
I'm Kevin.
He'..... buy..... some fruit juice.
Can you bring sweets?
See ya!
xxx
Olivia

