


## Reading and Writing

### Part 1


– 5 questions –

Look and read. Put a tick (✓) or a cross (X) in the box.  
There are two examples.

Examples



This is a clock.




These are mats.



### Questions

1



These are burgers.




2



This is a piano.

☐

3



These are crayons.

☐

4



This is a ship.

☐

5





This is a tomato.

☐


## PART 2:

Look and read. Write **yes** or **no**.



 Example: There are two people in the picture.


Yes

 The table is next to the piano.


No

 1. The bird is on the TV.

\_\_\_\_\_

 2. The boy is thirsty.


\_\_\_\_\_

 3. The girl is happy.

\_\_\_\_\_

 4. There is a piano in the living room.

\_\_\_\_\_

 5. The bird is yellow and red.

\_\_\_\_\_

# Part 3


- 5 questions -

Look at the pictures. Look at the letters. Write the words.

Example



a r m



Questions

1




-----



2




-----



3



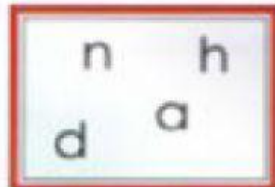
-----



4



-----



5



-----

