

PROCEDURE TEXT



Name :

Class :







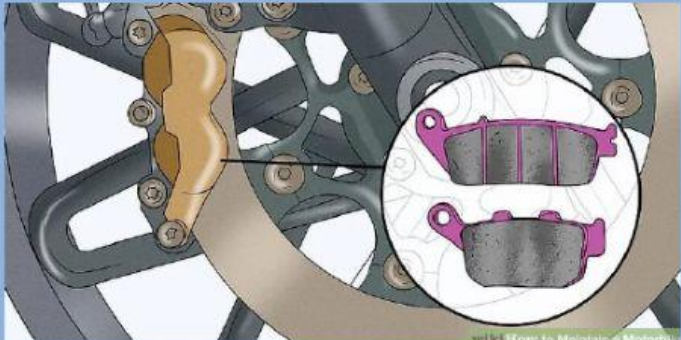

STUDENT WORKSHEET

How to Maintain a Motorbike	Title
<p>Lots of people get a little lazy about motorcycle maintenance over time. To keep your bike in good running condition, periodic maintenance is extremely important.</p>	Goals
<p>The important thing you need to do is doing specific maintenance tasks. First, check the tire condition regularly. Second, check and top up or replace engine oil. Third, always keep the air filter clean. Fourth, adjust the clutch correctly as needed. Fifth, service your engine regularly.</p> <p>Then, maintain the transmission system. After that, clean the bike regularly. Next, maintain your bike's battery. And then, maintain your brakes. After that, check the fork and fork oil. Lastly, check the sprockets.</p>	Steps including resources

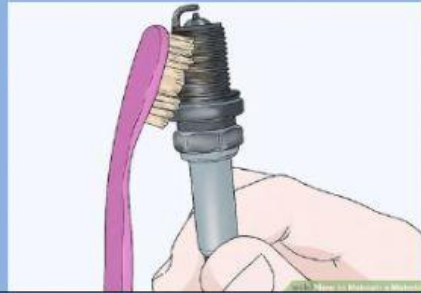


TASK 1. Drag the word into its meaning

WORDS	MEANINGS
Maintenance	Isi ulang
Important	Mengganti
Regularly	Perawatan
Tire	Gir
Replace	Teratur
Clutch	Merawat
Brake	Ban
Fork Oil	Penting
Sprockets	Rem
Engine Oil	Oli Mesin
Maintain	Oli Suspensi
Top up	Kopling

How to maintain a Motorbike	Picture
maintain the transmission system.	
check the fork and fork oil.	
After that, clean the bike regularly.	
maintain your bike's battery.	

maintain your brakes.



service your engine regularly.



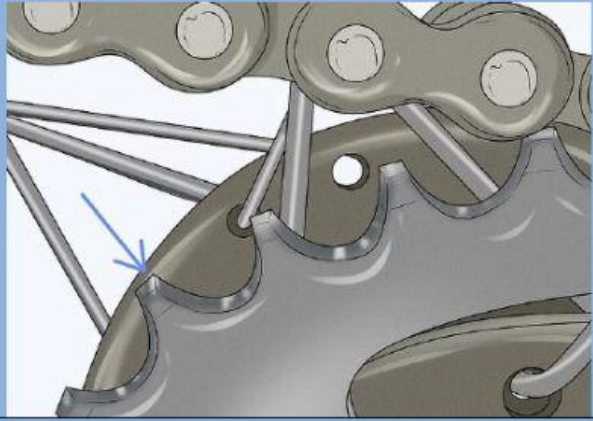
always keep the air filter clean.



adjust the clutch correctly as needed.



check and top up or replace engine oil.



check the sprockets.



Check the tire condition regularly.

