QUIZIZZ

Speed Graphs
22 Questions

NAME : _____

CLASS : _____

DATE : _____

1. What is the correct formula for speed?

Speed = Direction / Time

Speed = Distance / Time

Speed = Time / Distance

Speed = Time / Direction

2. Which is a correct unit for distance?

kilograms

meter

liters

seconds

3. Which is a correct unit for time?

Celsius

second

Meter

Miles per hour

4. Which is a correct unit for speed?

miles per gallon

seconds per meter

second per meter

grams per cubic centimeter

5. In a Time - Distance graph, which variable is the independent variable?

Speed

Time

Distance

Graph

LIVEWORKSHEETS

6. In a Time - Distance Graph, which variable is the dependent variable?

Speed

Time

Distance

7. In a Time - Distance Graph, which variable is on the x-axis?

Speed

Time

Distance

8. In a Time - Distance Graph, which variable is on the y-axis?

Speed

Time

Distance

9. 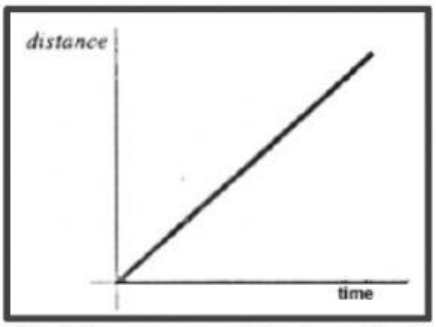

What is a reasonable story for this graph?

The airplane is stopped at the gate

The boat is moving at a constant speed

A student missed the bus so goes back home

A car slows down to avoid an accident

LIVEWORKSHEETS

10.

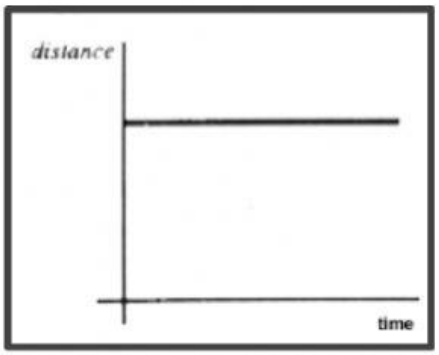

What is a reasonable story for this graph?

The airplane is stopped at the gate

The boat is moving at a constant speed

A student missed the bus so goes back home

A car slows down to avoid an accident

11.

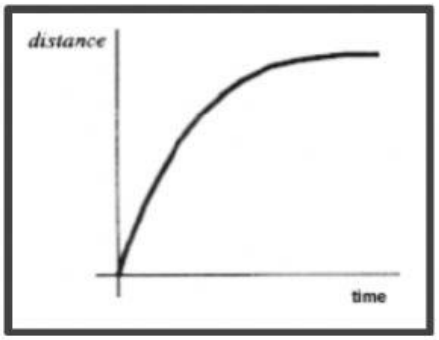

What is a reasonable story for this graph?

The airplane is stopped at the gate

The boat is moving at a constant speed

A student missed the bus so goes back home

A car slows down to avoid an accident

LIVEWORKSHEETS

12. 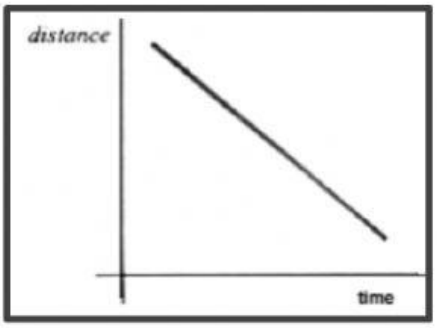

What is a reasonable story for this graph?

The airplane is stopped at the gate

The boat is moving at a constant speed

A student missed the bus so goes back home

A car slows down to avoid an accident

13. Speed is equal to

Distance/Time

Time/Distance

Time x Distance

Acceleration

14. If you travel 10 miles in 5 minutes, what is your speed?

10 mi/min

15 mi/min

50 mi/min

2 mi/min

15. What equation do I use to calculate time?

S = D/T

T = D/S

D=TS

16. What equation do I use to calculate speed?

S = D/T

T = D/S

D=TS

LIVEWORKSHEETS

17.

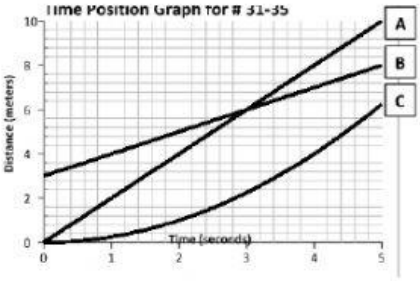

Which runner won the race?

A

B

C

It was a tie

18.

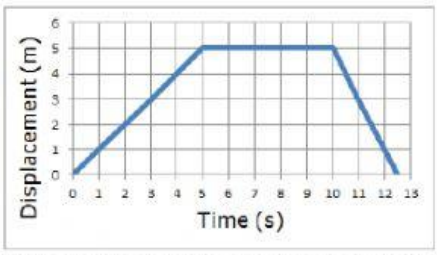

According to the graph how far does the person travel in the first 5 seconds?

2 m

10 m

0 m

5 m

19.

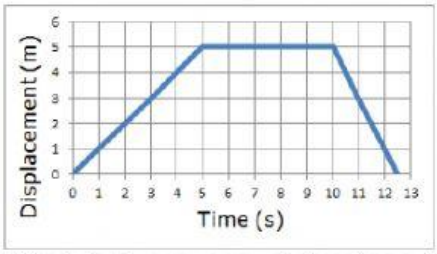

What is the person doing from 5 seconds to 10 seconds?

Walking

Running

Standing Still

Walking Fast

LIVEWORKSHEETS

20.

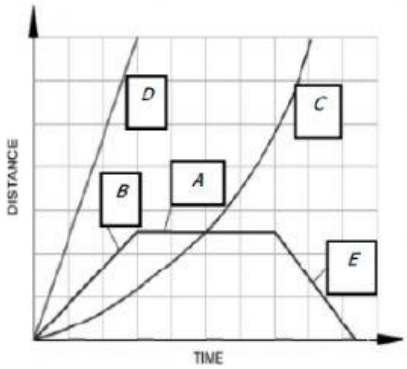

What is happening at A?

Stationary

Accelerating

Slower steady speed; moving away from the starting position

Steady speed; returning to start position

21.

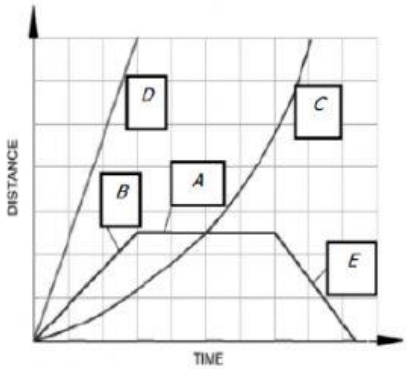

What is happening at E?

Stationary

Accelerating

Fast steady speed; moving away from the starting position

Steady speed; returning to start position

LIVEWORKSHEETS

22.

Calculate these 3 car's speeds, then rank them in order of fastest to slowest, with 3 being the fastest car and 1 the slowest car.
Car A- distance: 4 meters, time: 2 sec
Car B- distance: 2 meters, time: 2 sec
Car C- distance: 8 meters, time: 2 sec

Car A= 1
Car B= 2
Car C = 3

Car A = 2
Car B= 1
Car C= 3

Car A= 3
Car B= 1
Car C = 2

Car A = 3
Car B= 2
Car C= 1

LIVEWORKSHEETS