





**PART I. LISTENING (20minutes)****Question 1. Listen and tick. (1pt) Nghe và đánh dấu ✓**

1	 a. <input type="checkbox"/>	 b. <input type="checkbox"/>
2	 a. <input type="checkbox"/>	 b. <input type="checkbox"/>
3	 a. <input type="checkbox"/>	 b. <input type="checkbox"/>
4	 a. <input type="checkbox"/>	 b. <input type="checkbox"/>

**Question 2. Listen and number. (1pt) Nghe và đánh số**

a	 <input type="checkbox"/>	b	 <input type="checkbox"/>	c	 <input type="checkbox"/>	d	 <input type="checkbox"/>
---	---	---	---	---	--	---	---

**Question 3: Listen and circle (1pt) Nghe và khoanh tròn**

1. Let's go to the \_\_\_\_\_  
 a. library                      b. classroom                      c. computer room
2. Is that our \_\_\_\_\_?

a. music room

b. gym

c. playground

3. I have \_\_\_\_\_

a. an eraser

b. a pencil case

c. a school bag

4. Do you have \_\_\_\_\_?

a. a pen

b. a book

c. a ruler

**Question 4: Listen and write (1pt) Nghe và viết**



1. Open your \_\_\_\_\_.



2. I have a \_\_\_\_\_.







3. May I \_\_\_\_\_.



4. Let's go to the \_\_\_\_\_.

## PART II. READING AND WRITING

**Question 5: Read and match. (1pt) Đọc và nối**

1. Open your mouth!		a	
2. It's drawing		b	
3. Touch your face!		c	
4. It's singing		d	

**Question 6: Read and complete (1pt) Đọc và điền vào chỗ trống**

colour	have	gym	blue
--------	------	-----	------





A: I (1) ..... a book.

B: What (2) ..... is it ?

A: It's (3) ....

B: Oh. Let's go to the (4) .....

**Question 7: Look at the pictures and write the words. (1pt) Nhìn tranh và viết**

	1. r e a => _ _ _		2. o o i n g c k => _ _ _ _ _
	3. s e h c s => _ _ _ _		4. b l a l f t o o => _ _ _ _ _

**Question 8: Put the words in order (1pt): (Xếp các từ theo đúng vị trí)**

1. is / What / name / your / ?

→ .....

2. name / Bill / My / is / .

→ .....

3. What / are / colour / they / ?

→ .....

4. are / red / They / .

→ .....

--- THE END ---