

Match the definitions with the factors that affect population:

- | | |
|-------------------|--|
| ● Fertility rate | ▸ The average number of years people live. |
| ● Birth rate | ▸ People who leave to live in other places. |
| ● Life expectancy | ▸ The number of deaths per 1000 people each year. |
| ● Death rate | ▸ People who arrive from other countries to live in a place. |
| ● Immigrants | ▸ The average number of children per woman. |
| ● Emigrants | ▸ The number of births per 1000 people each year. |



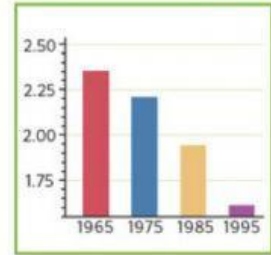
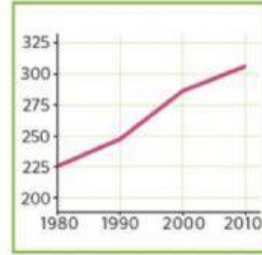
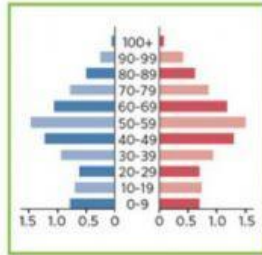
Write the names of the pictures below them:

Pie chart

Bar chart

Line graph

Pyramid chart



Choose the right words to complete the sentences:

● If there are more deaths than births, population...

- decreases.
- increases.

● If there is a high fertility rate, population...

- decreases.
- increases.

● The average number of children per woman in a country is the...

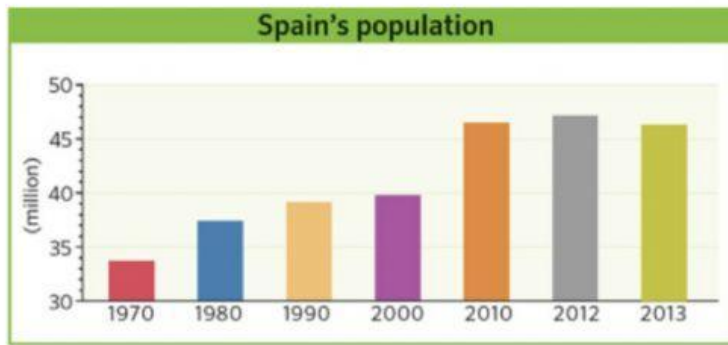
- fertility rate.
- natural change.
- increase ratio.

● Natural changes in population are caused by...

- fertility rate.
- wars or natural disasters.
- births and deaths.



Look at the graph and decide: TRUE or FALSE?



- The population in Spain has increased since 2000.
- From 2012 to 2013, there was a small decrease in population.
- The biggest increase was between 1990 and 2000.
- In 2012, the population rate was 40 million people.
- Since 2010, the population has overtaken 45 million people.



Read this situation and complete the sentences about migration:

● Ana is from Madrid. She left her country to live in a different one. In Spain, Ana is an...

- emigrant.
- immigrant.

● Ana lives and works in Paris. In France, Ana is an...

- emigrant.
- immigrant.

● The need to find work or escape wars or natural disasters are reasons to...

- migrate.
- immigrate.

● If the number of emigrants who leave the country is higher than the number of immigrants, population...

- decreases.
- increases.

