


Student's name: Class:

LISTENING

Part 1. Listen and color. There is one example



Part 2 -5 questions- Read the questions. Listen and tick (v) the correct answers. There is one example.

0. What's this?



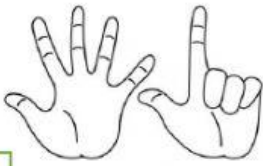
1. Who's this?

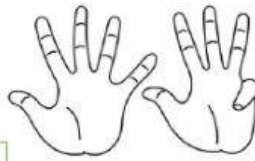






2. How many fingers have you got?







3. Who's this?







4. How many legs have you got?







5. How old is he?







READING AND WRITING

Part 1: Put a tick (✓) or (x) in the box.



0. It's a guitar.

☒

1. This is my granny.

☐

2. It's a table.

☐

3. It's a chair.

☐

4. This is my grandad.

☐

5. It's a drum.

☐

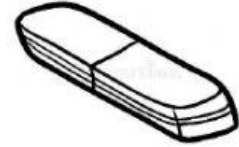
Part 2: Look at the picture. Circle the words.



doctor / vet



duck / bird



rubber / ruler



four / five



chair / table



ball / balloon

Part 3: Read and write yes/no



0. I'm five years old.

Yes



1. This is my grandad.

.....



2. It's a violin.

.....



3. There are five books.

.....



4. He is a doctor.

.....



5. This is my brother.

.....

Part 4: Look at the picture. Circle.

0. What is this?



A. It's a leaf.

B. It's a flower.

1. Who is this?



A. This is my family.

B. This is my friend.


2. What is this?



A. It's a doll.

B. It's a ball.

3. What is this?



A. It's a duck.

B. It's a fish.


4. How many flowers?



A. Three flowers.

B. Five flowers.

5. How many rulers?



A. Six rulers.

B. Eight rulers.


Part 5: Look and write ONE word:

Pen	two	three
cake	book	drum

1. It's a black **pen**.



2. balloons.




3. It's a



4. It is a



5. ducks.



6. It is a

