








UNIT 2: SHAPES

Task 1 Look and read. Draw lines.

WHAT SHAPE IS IT ?

 a	1. It's a rectangle. 2. It's a square .	 c
 b	3. It's a circle. 4. It's a triangle.	 d

Task 2 Leave one out.





Task 3 Look , read and tick or cross .



1.The face is square.

☐

2. The Legs are triangle.

☐

3. The arms are rectangle.

☐

4. The nose is circle.

☐

5. The mouth is triangle.

☐

Task 4 Look and read . Put a tick in the box.



1.a. I have a pen.

☐


b. I have a book.

☐

2.a. This is an octopus.

☐


b. This is a penguin.

☐

3.a. It's a square

☐

b. It's a circle.

☐



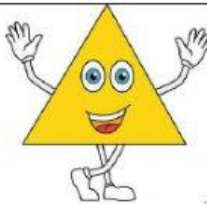

4.a. It's a triangle.

☐

b. It's a rectangle .





☐



 5.a. This is a queen. <input type="checkbox"/> b. This is a boy. <input type="checkbox"/>	 6.a. I have an apple. <input type="checkbox"/> b. I have a question. <input type="checkbox"/>
 7.a. It's a triangle. <input type="checkbox"/> b. It's a heart. <input type="checkbox"/>	 8.a. It's a diamond. <input type="checkbox"/> b. It's a square. <input type="checkbox"/>



Task 5 Look, read and number.


a 	b 
<input type="checkbox"/>	<input type="checkbox"/>
c 	d 
<input type="checkbox"/>	<input type="checkbox"/>

















1. It is a circle.
2. This is a queen.
3. It's a circle.
4. This is a penguin.




Task 6 Look and circle the right pictures.





























1	Qq	a 	b 
2	Tt	a 	b 
3	Pp	a 	b 
4	Ss	a 	b 
5	Oo	a 	b 
6	Rr	a 	b 
7	Qq	a 	b 
8	Pp	a 	b 






Task 7 Read and circle the correct pictures.

1.question	 a	 b	 c
2.pen	 a	 b	 c
3.square	 a	 b	 c
4.rectangle	 a	 b	 c
5.circle	 a	 b	 c
6.Queen	 a	 b	 c
7.happy	 a	 b	 c
8. triangle	 a	 b	 c










Task 8 Match the pictures with the shapes.

Task 9 Look and trace. Complete the words.

1. 		a.riangle
2. 		b. s.....uare
3. 		c. circl.....
4. 		d. r.....ctangle






Task 10 Look and write the missing letters.



e a
t c p u s i

c i r c l e

1.



pen

2.



3.

q e e n



4.

s q u a r e




5.

r i a n g l e



6.

r e t a n g l e



7.


q u e s t i o n









8.

p e n g u i n





Task 11 Look and put the words in order.

1. is/ a / This / queen/	
2. I / question/ have/ a/	
3. a/ triangle / It's/	
4. is/ a / This/ penguin/	
5. What / is / shape/ it / ?	
6. Is / circle/ it/ a/ ?	
7. a / rectangle / It/ is /	