

# Smart start garde 4 – Theme 2 – School

## Part 1

- 2 questions -

Look and read. Put a tick (✓) or a cross (✗) in the box.  
There are two examples.

### Examples



Put the bag next to the fan, please.  
Sure.



Put the mouse on the desk, please.  
OK.



### Questions

①



Put the doll in the cupboard, please.  
Yes, Mom.



②



Put the chair next to the table, please.  
OK.



**Part 2**

- 2 questions -

**Look and read. Write Yes or No.**Examples

Toby is drawing a picture.

Yes

There are two computers on the desk.

NoQuestions

① There are pencils on the desk.

② There's a notebook on the desk.

## Part 3

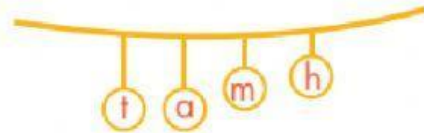
- 2 questions -

Look at the pictures. Look at the letters. Write the words.

Example



m a t h

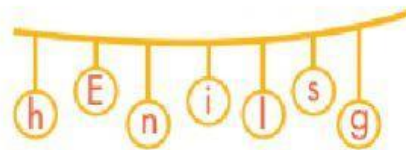


Questions

①



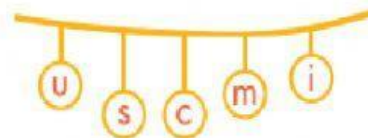
-----



②



-----



**Part 4**

- 2 questions -

**Read this. Choose a word from the box. Write the correct word next to numbers 1-2. There is one example.**



## Mothers' Day

Mother's Day is a special day. I want to give a gift to my mom because I love her. My dad is going to make her a yummy (1) \_\_\_\_\_ because she loves to eat chocolate. Toby is going to give her (2) \_\_\_\_\_ and we are going to make a card too.

Example



gift



flowers



cake




salad

## Part 5

- 2 questions -

Look at the pictures and read the questions.  
Write one-word answers.

Examples

What is Pat's favorite subject?

Art

What does she do in her favorite subject? She draws pictures.

Questions

1. What is Toby's favorite subject? He likes \_\_\_\_\_.

2. What does he do in his  
favorite subject?

He \_\_\_\_\_ to music.