



## UNIT 1: FEELINGS

**Task 1** Look and read. Draw lines.

How are you ?


 <b>a</b>	1. I'm fine.  2. I'm sad .	 <b>c</b>
 <b>b</b>	3. I'm happy .  4. I'm thirsty.	 <b>d</b>

**Task 2** Leave one out.











By Ms Jenny






**Task 3** Look and read . Put a tick in the box.

 1.a. This is a nut. <input type="checkbox"/> b. This is a nose. <input type="checkbox"/>	 2.a. I'm happy. <input type="checkbox"/> b. I'm scared. <input type="checkbox"/>
 3.a. I'm hungry <input type="checkbox"/> b. I'm bored. <input type="checkbox"/>	 4.a. This is a flower. <input type="checkbox"/> b. This is a nose. <input type="checkbox"/>
 5.a. I'm hungry <input type="checkbox"/> b. I'm great. <input type="checkbox"/>	 6.a. I'm fine. <input type="checkbox"/> b. I'm thirsty. <input type="checkbox"/>
 7.a. This is an octopus. <input type="checkbox"/> b. This is a mouse. <input type="checkbox"/>	 8.a. It's an apple. <input type="checkbox"/> b. It's an orange. <input type="checkbox"/>

**Task 4** Look, read and number.

By Ms Jenny





1. This is a nut.
2. I'm great.
3. I'm hungry.
4. I'm sad.




**Task 5** Look and circle the right pictures.













1	Gg		
2	Hh	a	b
3	Oo	a	b
4	Nn	a	b

By Ms Jenny
















5			
6			
7			
8			















**Task 6** Read and circle the correct pictures.

1.sad			
2.nut			
3.hungry			

By Ms Jenny



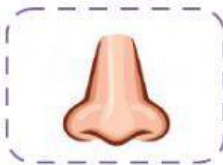


4.ok	 a	 b	 c
5.great	 a	 b	 c
6.scared	 a	 b	 c
7.nose	 a	 b	 c
8.jump	 a	 b	 c

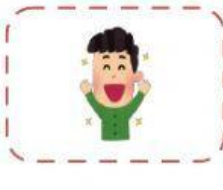


Task 7 What's nex? Look, read and write the words.

1



2




3



By Ms Jenny







4

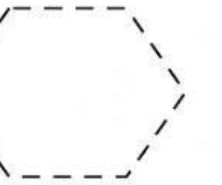
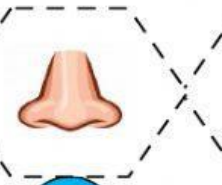



5



**Task 8** Read and odd one out.

1

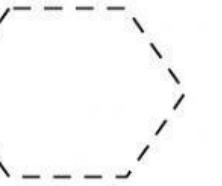



a

b

c

2

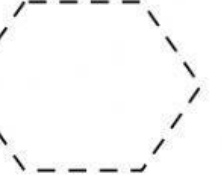


a

b

c

1

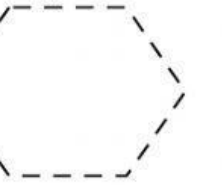
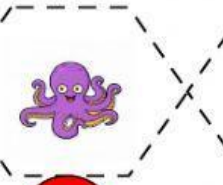


a

b

c

1



a

b

b






By Ms Jenny







**Task 9** Read and complete.

Photo					
Name	BILL	JACK	EMMA	MAI	PETER

What's your name?



1. My name is Bill.

What's your name?



2 \_\_\_\_\_  
\_\_\_\_\_

What's your name?



3 \_\_\_\_\_  
\_\_\_\_\_


What's your name?



4 \_\_\_\_\_  
\_\_\_\_\_

By Ms Jenny






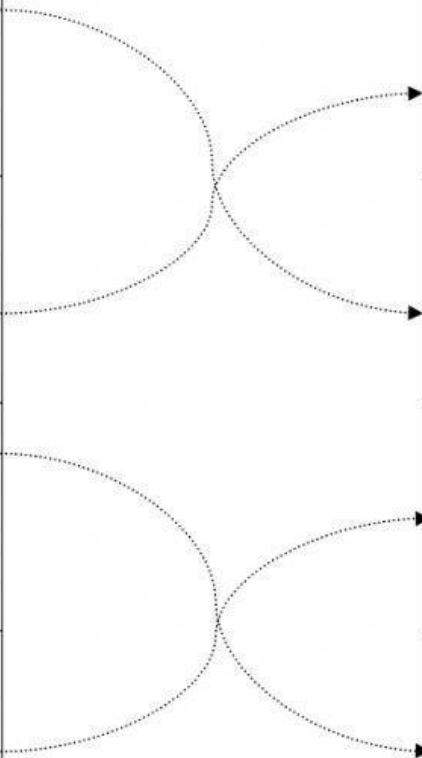



What's your name?



5 \_\_\_\_\_  
\_\_\_\_\_



Task 10 Look and trace. Complete the words.

1. 		a. ....histy
2. 		b. g.....eat
3. 		c. scare.....
4. 		d. h.....ngry



Task 11 Look and write the missing letters.











By Ms Jenny







1.  h a p p <input type="text"/>	2.  <input type="text"/> a d
3.  s <input type="text"/> a r e d	4.  g r e <input type="text"/> t
5.  <input type="text"/> h i r s t y	6.  h <input type="text"/> n g r y
7.  <input type="text"/> o s <input type="text"/>	8.  n <input type="text"/> t



Task 12 Look and put the words in order.

By Ms Jenny

