


7 Language and culture

LISTENING SKILLS Understanding a situation • Taking notes (4) • Deciding on the main points

SPEAKING SKILLS Contractions • Presentations (4)

VOCABULARY DEVELOPMENT Synonyms

LISTENING Excuse me, do you speak English?

- 1 Work with a partner. Answer the questions.
 - 1 How many languages do you speak?
 - 2 Is more than one language spoken in your country? When are the different languages used?
 - 3 What languages do children learn at school in your country?
- 2  7.1 Listen to the opening of a lecture. Complete the information about the lecturer. Tick (✓) the subject she mentions.

Lecturer


Name _____


Job _____


Research interests


how _____ changes over _____

- ☐ language learning difficulties
- ☐ bilingualism
- ☐ the importance of writing

- 3  7.1 Listen again. How many opportunities will there be for questions?

- 4 **Read STUDY SKILL**  7.2 Listen to the start of a tutorial following the lecture. How many people are present?

- 5  7.2 Listen again. Write the names of the people.
 - the tutor _____
 - the visiting speaker _____
 - the students _____

- 6  7.2 Write the relationship between the speakers. using the words in the box Then listen again and check your answers.

classmates colleagues friends

- a Roxanna, Ronesh, and Simon _____
- b Dr Harper and Professor Birchill _____



STUDY SKILL Understanding a situation

It is sometimes difficult to follow a discussion in a listening task. Sometimes several people talk together.

To understand better, ask yourself these questions:

- How many people are speaking: two, three, more?
- What are the speakers' roles: lecturer, student, presenter?
- What is the relationship between the speakers: teacher/student, host/guest, colleagues, classmates?

7 7.3 Listen to the numbers. Write them down.

- | | | |
|---------|---------|---------|
| 1 _____ | 4 _____ | 7 _____ |
| 2 _____ | 5 _____ | 8 _____ |
| 3 _____ | 6 _____ | 9 _____ |

8 **Read STUDY SKILL** Look at the table of facts. Predict which numbers from exercise 7 go with each fact below.

Number	Fact
a <i>approximately 75</i>	the percentage of international journal articles written in English
b	the percentage of international science journal articles written in English
c	the estimated number of languages which have died out
d	the number of years ago Latin was still used
e	the number of native and non-native speakers of English worldwide
f	the percentage of the world's population which is bilingual
g	the fraction of the budget for translating at international conferences
h	the number of official languages in the European Union
i	the percentage of Internet content written in English

STUDY SKILL Taking notes (4)

Numbers are very important for supporting points. You need to:

- note numbers accurately.
- note what the number refers to.

After you take note of facts and numbers, review them. Ask yourself if the number is possible, e.g.

Number of language in the European Union – 223(?)

In your follow-up research, check the accuracy of the numbers.

9 7.4 Work with a partner. Listen and check your answers.

10 **Read STUDY SKILL** What were the main points in the tutorial? Tick (✓) the main point for each part.

- 1 ☐ more science articles are written in English than other subjects
☐ to be successful academically you need to learn English
- 2 ☐ languages die out, but this is natural
☐ Latin was important in the past but is not now
- 3 ☐ more people will use two languages in the future
☐ people will use their mother tongue less in the future
- 4 ☐ having one global language helps communication and saves money
☐ many languages are spoken in the European Union
- 5 ☐ many business people from different countries have meetings face-to-face
☐ English is used for communicating in business and on the Internet



STUDY SKILL Deciding on the main points

Lectures and presentations usually make several points. Some of these points will be the main points.

Some languages will die out – this is natural.

Other points support these main points. These supporting points will be examples and facts.

600 years ago all educated people in Europe read and understood Latin, but now where is this language?

There will usually be several supporting points for each main point.

11 7.4 Listen again and check your answers.

12 Work in a group. Discuss each of the main points from the tutorial. Give your opinions and agree and disagree with each other.