Label the Congruency in triangles

This is a drag and drop activity

Example: The markings in the figure below are **given** to you as **statements of congruency.** Use vocabulary choice to label them

Drag and drop the vocabulary

Vocabulary choice :

triangle 1: side Given S1 (mark) Given S2 (mark)
angle Given A1 (mark) Given A2 (mark)
triangle 2: side Given S1 (mark) Given S2 (mark)
angle Given A1 (mark) Given A2 (mark)
shared (I bring in): Reflexive prop; Vertical Angle

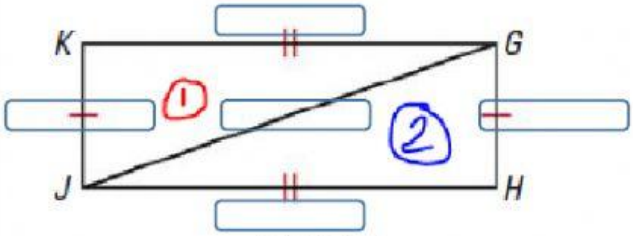

BEFORE

Example answer: The markings in the figure below are **given** to you as **statements of congruency.** Use vocabulary choice to label them

Drag and drop the vocabulary

Vocabulary choice :

triangle 1: side (mark) (mark)
angle Given A1 (mark) Given A2 (mark)
triangle 2: side (mark) (mark)
angle Given A1 (mark) Given A2 (mark)
shared (I bring in): ; Vertical Angle

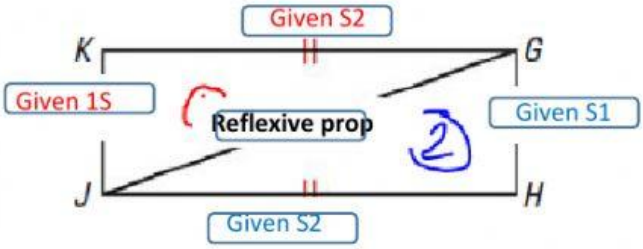

AFTER

1. The markings in the figure below are **given** to you as **statements of congruency.** Use vocabulary choice to label them.

Drag and drop the vocabulary

Vocabulary choice : **E is midpoint of BD**

triangle 1: side Given S1 (mark) Given S2 (mark)
angle Given A1 (mark) Given A2 (mark)
triangle 2: side Given S1 (mark) Given S2 (mark)
angle Given A1 (mark) Given A2 (mark)
shared (I bring in): Midpt def (1) Midpt def (2)

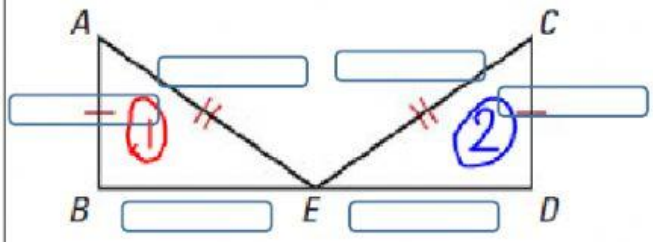

2. The markings in the figure below are **given** to you as **statements of congruency.** Use vocabulary choice to label them.

Drag and drop the vocabulary

Vocabulary choice :

triangle 1: side Given S1 (mark) Given S2 (mark)
angle Given A1 (mark) Given A2 (mark)
triangle 2: side Given S1 (mark) Given S2 (mark)
angle Given A1 (mark) Given A2 (mark
shared (I bring in): Reflexive prop; Vertical Angle

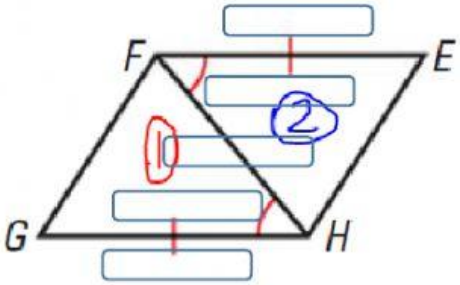

LIVEWORKSHEETS

3. The markings in the figure below are **given** to you as **statements of congruency.** Use vocabulary choice to label them.

Drag and drop the vocabulary

Vocabulary choice : **E is midpoint of BD**

triangle 1: side Given S1 (mark) Given S2 (mark)
angle Given A1 (mark) Given A2 (mark)

triangle 2: side Given S1 (mark) Given S2 (mark)
angle Given A1 (mark) Given A2 (mark)

shared (I bring in):

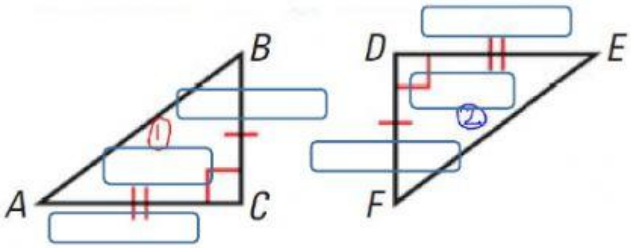

4. The markings in the figure below are **given** to you as **statements of congruency.** Use vocabulary choice to label them.

Drag and drop the vocabulary

Vocabulary choice : **E is midpoint of BD**

triangle 1: side Given S1 (mark) Given S2 (mark)
angle Given A1 (mark) Given A2 (mark)

triangle 2: side Given S1 (mark) Given S2 (mark)
angle Given A1 (mark) Given A2 (mark)

shared (I bring in): Reflexive prop; Vertical Angle

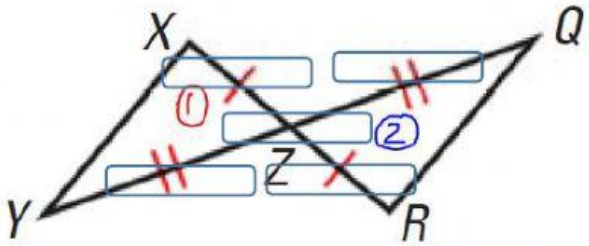

5 The markings in the figure below are **given** to you as **statements of congruency.** Use vocabulary choice to label them.

Drag and drop the vocabulary

Vocabulary choice :

triangle 1: side Given S1 (mark) Given S2 (mark)
angle Given A1 (mark) Given A2 (mark)

triangle 2: side Given S1 (mark) Given S2 (mark)
angle Given A1 (mark) Given A2 (mark)

shared (I bring in): Reflexive prop; Vertical Angle

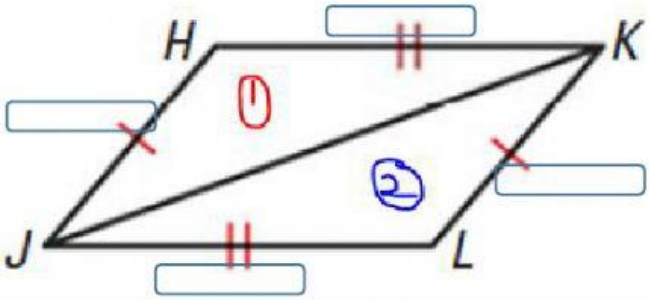

6. The markings in the figure below are **given** to you as **statements of congruency.** Use vocabulary choice to label them.

Drag and drop the vocabulary

Vocabulary choice :

triangle 1: side Given S1 (mark) Given S2 (mark)
angle Given A1 (mark) Given A2 (mark)

triangle 2: side Given S1 (mark) Given S2 (mark)
angle Given A1 (mark) Given A2 (mark)

shared (I bring in): Aternate Interior; Vertical Angle

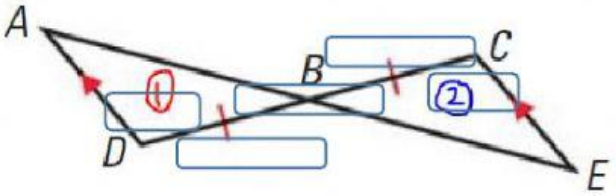

LIVEWORKSHEETS