Review Units 1 and 2

1 Match the pictures with the instuctions in the box.

A	Pull it out.	**E**	Push them down.	**I**	Pull it forward.	**M**	Put it in.
B	Pull it back.	**F**	Pour it in.	**J**	Take it off.	**N**	Pick them up.
C	Switch it on.	**G**	Take them out.	**K**	Take it away.	**O**	Put it on.
D	Pour it out.	**H**	Switch it off.	**L**	Put them down.	**P**	Push it in.

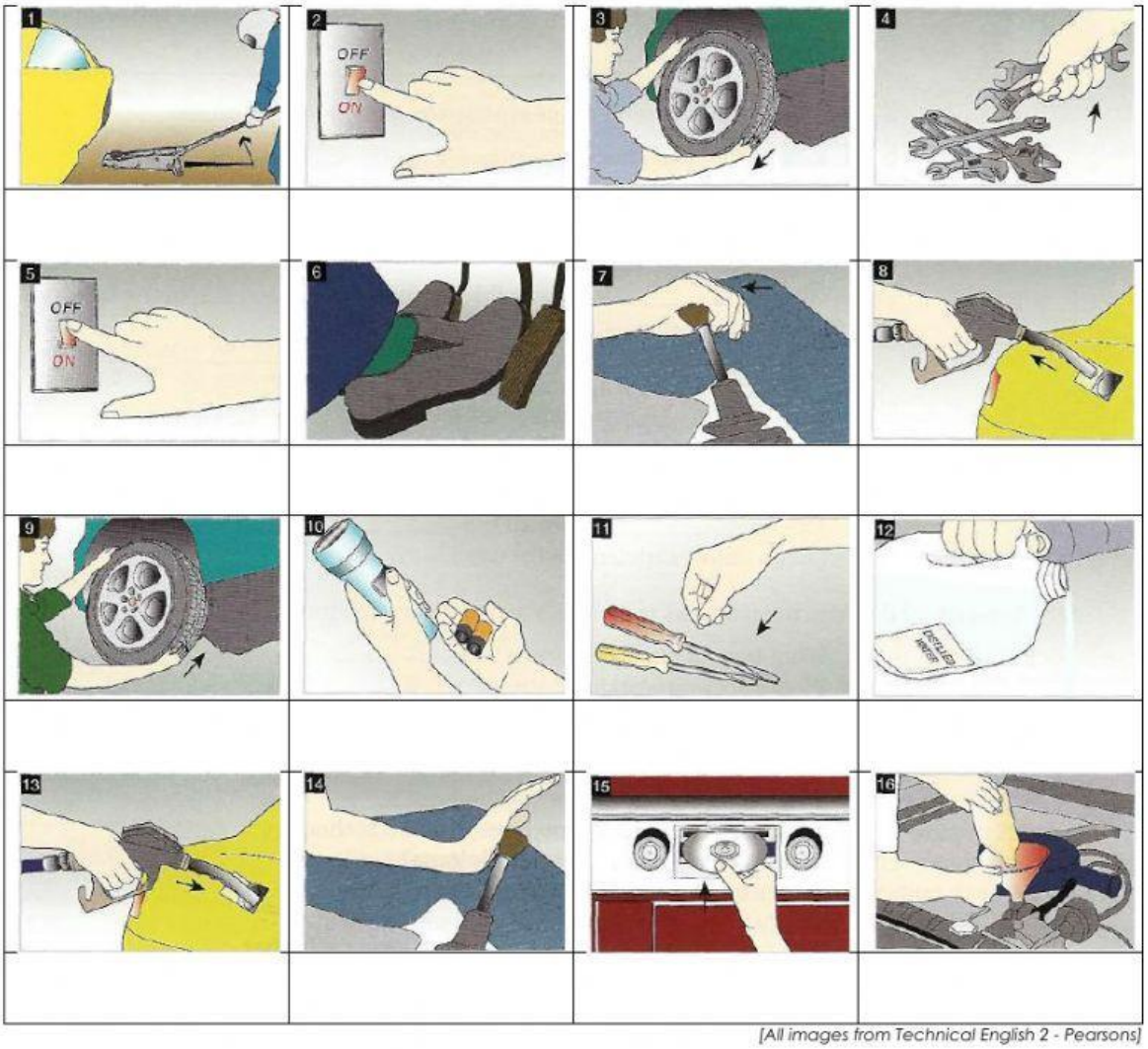

[All images from Technical English 2 - Pearsons]

LIVEWORKSHEETS

2 Describe the pictures using the verbs in the box.

activate	carry	examine	insert	put	~~raise~~
receive	~~replace~~	rotate	run	step	strip

1 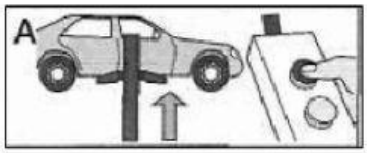

He *is raising* the car.

2

He *is replacing* the spark plugs.

3

They _____ the generator.

4

He _____ on a fire suit.

5

She _____ off the old paint.

6

She _____ a training course.

7

She _____ on the alarm pad.

8

She _____ a mobile signal.

9

She _____ the wheel.

LIVEWORKSHEETS

10

He _____ the alarm.

11

They _____ some batteries.

12 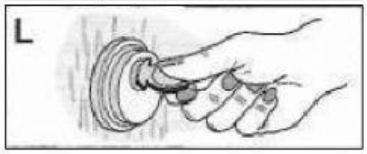

She _____ a key.

[All images from Technical English 2 - Pearsons]

3 Complete these dialogues.

1 A Have you switched off the engine yet? (switch off)

B No, not yet. I'm switching it off now.

2 A Has she _____ the jack yet? (bring out)

B No, she hasn't. Look, she's _____ now.

3 A Has he _____ the wheel nuts yet? (take off)

B No, not yet. I think he's _____ at the moment.

4 A Have you _____ the new wheels yet? (put on)

B Hold on. I'm _____ right now.

5 A Have the mechanics _____ the jacks yet? (take away)

B Not yet, but I think they're _____ now.

6 A Has Bill _____ the spark plugs yet? (put back)

B I don't think so. I think he's _____ now.

LIVEWORKSHEETS

4 Complete this progress report by the car mechanic (M) and his supervisor (S).

Example: M Have you checked the tyres yet?

S Yes, we checked all the tyres first thing this morning, and we found that the rear OS tyre was worn. So we replaced it.

1 M *What about the tyre pressures? Have you adjusted them yet?*

S Yes, we ① _____ (adjust) them when we ② _____ (put) the tyres on. Then, at about ten this morning, we ③ _____ (examine) the fuel system. We ④ _____ (take) it apart and unblocked the fuel pipe.

2 M *Good. Have you repaired the damaged paintwork on the door?*

S Yes, we ⑤ _____ (strip) off the damaged paint just before lunch., and then straight after lunch, we ⑥ _____ (clean) the door, ⑦ _____ (repair) it and ⑧ _____ (repaint) it.

3 M *Good. Now, what about the air conditioner? Have you checked it?*

S Yes, we checked it at tabout three this afternoon. Then we ⑨ _____ (pump) some new fluid into the air conditioning system.

4 M *What about the oil leak under the car? Have you had time to look at that yet?*

S Yes, we ⑩ _____ (do) that about an hour ago.

LIVEWORKSHEETS

5 Find pairs of verbs that mean the opposite.

1	bring out		A	switch off
2	loosen		B	raise
3	lower		C	take away
4	put in		D	take off
5	put on		E	take out
6	switch on		F	tighten
7	start		G	turn off

6 Give instuctions for changing as set of spark plugs. Use verbs from number 5.

1 Drive the car into the garage and turn off the engine.

2 _____ the bonnet of the car.

3 _____ the first lead.

4 _____ the old spark plug with a box spanner.

5 _____ the old spark plug.

6 _____ a new spark plug.

7 _____ the new sapark plug with a box spanner.

8 _____ the first lead.

Repeat steps 3-8 with the other spark plugs.

9 _____ the car bonnet.

10 _____ the engine and drive out of the garage.

LIVEWORKSHEETS

7 Complete these statements with the correct form of the words in the box.

bring	carry	cover	keep	~~look~~	open
press	protect	put	raise	~~shield~~	wear

1 The driver shields his eyes from dust by looking through the visor on his helmet.

2 The fuel guy _____ the 40 kg fuel hose to the car by

_____ it on his shoulders.

3 The wheel jack guys _____ the whole car by

_____ jacks under the front and rear.

4 The wheel guys _____ the new tyres warm by

_____ them with electric blankets.

5 The mechanics _____ themselves from fire by

_____ fire suits.

6 The driver _____ the fuel flap on his car by

_____ a button in the cockpit.

LIVEWORKSHEETS

8 Identify the devices from their desciptions.

A	B	C	D
accelerator	*burglar alarm*	*ticket machine*	*outboard motor*

[All images from Google Image search]

1	This device sells rail or bus tickets to travellers. The traveller activates it by touching the screen.	
2	This device sounds an alarm when an intruder enters a building. The burglar activates it by interrupting a laser beam.	
3	This machine is located on the rear of a motorboat. The sailor starts it by pulling a handle. The handle is attached to a cord / cable.	
4	This device makes a motorbike go faster. You activate it by twisting the handle on the handlebars.	

9 Complete this job description with the correct form of the verbs in the box.

check	have	inspect	make	maintain
order	~~repair~~	report	supervise	work

JOB DESCRIPTION OF THE CHIEF MECHANIC ON THE NORD OIL PLATFORM

The Chief Mechanic is responsible for maintaining all the mechanical equipment on the oil rig. He or she ①repairs the diesel generators, and ②_____ every machine on the rig. He/She ③_____ all the equipment daily, and ④_____ sure that all machines are in good working order. He/She ⑤_____ broken equipment and ⑥_____ replacement parts and new tools. Most of the time he/she ⑦_____ outside or on deck. The Chief Mechanic ⑧_____ to the rig Maintenance Mangaer, and ⑨_____ a small crew of two assistant mechanics and two motormen. He/She normally ⑩_____ a two weeks on/two weeks off schedule.

LIVEWORKSHEETS

10 Complete this part of a job interview.

A Where ①_____? (you/work)

B I work at Central Telecoms. I'm a technician there.

A How long ②_____ there? (you / be)

B ③_____ there for two years. (I / be)

A And where ④_____ before that? (you / work)

B Before that ⑤_____ a junior technician at MobileForce. (I / be)

A Why ⑥_____ MobileForce? (you / leave)

B Because ⑦_____ to work in a bigger company. (I / want)

A ⑧_____ your part-time diploma? (you / finish)

B Yes, I have.

A When ⑨_____ it? (you / complete)

B Last July.

11 Complete the body of this email with phrases from the box.

This is also to let you know that	Do let me know if
I'd like to confirm that	With regards to
Fortunately	Thanks for
I would appreciate it if you could	As you may know
I attach	I am sorry to tell you that

LIVEWORKSHEETS

①_____ your email.

②_____ the Safety Conference next week, ③_____ I plan to attend. Sorry for the short notice.

④_____ the PowerPoint slides that you requested. ⑤_____ I'll email you the Executive Summary by Friday at the latest.

⑥_____, Marco Burgos has been ill for the past month. ⑦_____ he is going into hospital for an operation. ⑧_____, his deputy, Pedro Granada, will take part in the Forum instead.

⑨_____ forward this email to the person responsible for printing the Converence Programme.

⑩_____ you need any further information.

Kind regards

Kurt Brandt

LIVEWORKSHEETS