

# English Learning Through Digital Media

## Unit 4 Blogging

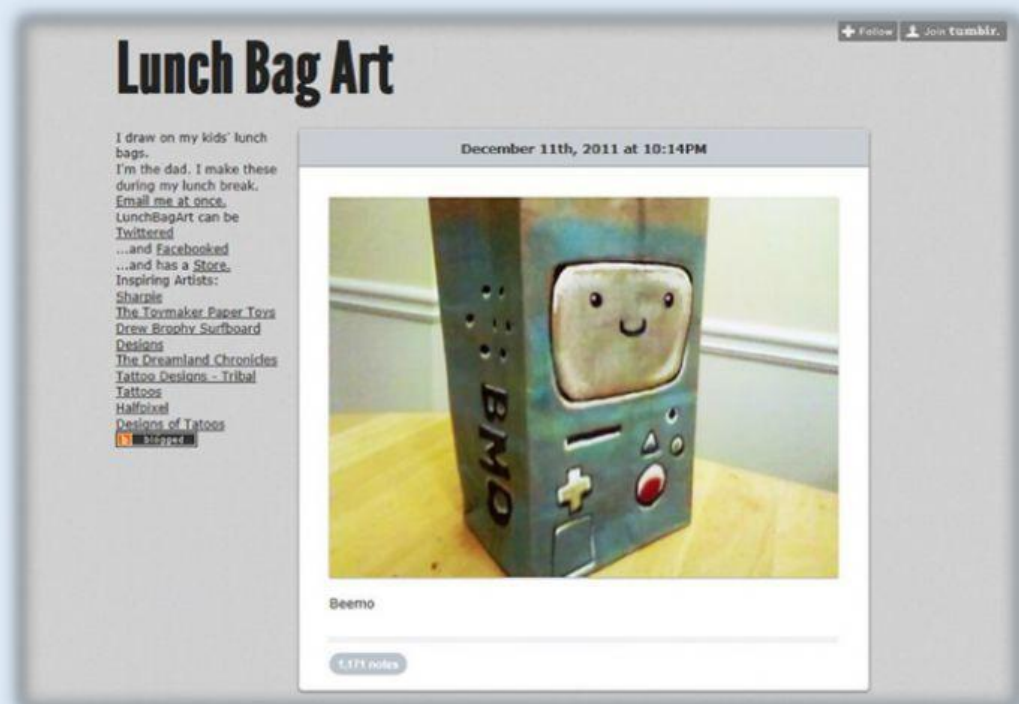


## Getting Started

### What is a blog?

A blog is a type of website that is updated regularly with new content. Most blogs contain short, informal articles called blog posts. These posts usually contain some combination of text, photos, videos, and other media. At its core, a blog is just a space on the Web that you can create to record and express your opinions, experiences, and interests.

A blog can be about literally anything. There are certain topics that are commonly covered for example, a personal blog; a type of blog that discusses a blogger's life, a hobby blog; a blog that documents a particular hobby the blogger enjoys like cooking, an interest blog; a blog focused on one particular topic, a photo blog; a blog showed photos of particular place or subject, and a microblog which made of short posts that often contain images or links. The blog below is an example of a micro blog, let's explore it!



Once you have an idea of what you want your blog to be like, the next step is to pick A blog service - a website that lets you create and maintain a blog. It **hosts** your blog, which means it gives your blog its own web address, or **URL**. Your blog service also **stores** your blog's data. Each blog service has different features, but they all let you share your opinions, interests, photos, and more.

There are two basic types of blog services: Traditional blog and Microblogging services. Traditional blog services are best for creating **text-heavy blogs**. Blogs created with these services can include sections, categories, and other features that let you organize your blog posts. These services also include features that let you permit and manage comments, as well as tools to **customize** the appearance of your blog. Microblogging services let you create blog posts that are very short (with only **280-character limit** on each posts on Twitter). The services allow you to add images, videos, or links on the posts as well.



### Exercise 1: Match the words (1-5) to their meanings (a-e)

- |                     |   |
|---------------------|---|
| 1. host             | a. To provide a website                                   |
| 2. URL              | b. Maximum letters, numbers, space, ... that can be typed |
| 3. text-heavy blogs | c. Text and image that form a web address                 |
| 4. character limit  | d. To make change   |
| 5. customize        | e. too much information or writing                        |

### Language focus

As stated in the previous page, the blog is simply an online website where you can share your experiences and expertise, speak up about an issue you care about, become more involved with hobbies and passions, be part of a community, advance your career or start a career in writing, or keep family and friends updated about your life.

In this unit knowing of to transform adjectives from **verbs of feeling**. The adjectives, in this unit, ending with -ing and -ed at the end of the Feeling Verbs. The followings are common Verbs of feeling.

amuse	tire	delight	shock
amaze	exhaust	satisfy	frighten
annoy	embarrass	please	scare
ashame	disappoint	fascinate	terrify
astonish	depress	surprise	thrill
interest	concern	excite	threaten
bore	worry	confuse	relieve

Look at examples below, the **Adjectives with '-ing' and '-ed'** are underlined. Let's see how different between the **Verbs** themselves and the **adjective with -ing and -ed**.

> That blog **interests** me so much. Subject + **V. of Feeling** + **Object**

> One of the biggest factors in your blog's success is having a topic you find interesting.  
Subject + **V.to be** + **V.of Feeling+ing**

> You're just exploring your topic to see if you're interested in it enough to blog about it over the long term. (Subject + **V. to be** + **V. of Feeling+ ed**)

**Exercise 2: Explore Eva's blog. Underline the adjectives: -ing and -ed that made of 'Verb of feeling'**

**Home**      **About**      **Gallery**      **Recent posts**

**Eva's blog:  
Diary of a  
London Fashion  
Student**

**Week 2**  
London is great! It's expensive to live here but there is so much to see and do. I'm never bored.  
I'm really enjoying college. I've made friends with people from England, France, Japan and Peru! Everyone is so friendly. College is fun but busy. I often work for ten or twelve hours a day!  
Last night I went to see a music concert – they're called 'gigs' in London. I had a great time! Next weekend I'm going to take a train and visit the English countryside.  
*posted 19 April*

**Week 1**  
Wow! I've had an amazing first week in London. I moved into my flat, started my course and met lots of new people. I can't believe I've already been here for seven days!  
My flat is in Shoreditch – probably the coolest place in East London. People wear really strange and interesting clothes here. There are lots of fun cafés and bars.  
My college is in Central London. Every day I cycle to college and back. I was a bit scared of the traffic at first, but now I'm fine.  
*posted 12 April*

**About Me**  
Eva  
  
[View my complete profile](#)

**Exercise 3: Answer the questions**

1. What is Eva's blog about? .....
2. Why is Eva in London? .....
3. Why does the 'Week 2' blog post come before 'Week 1'?  
*Because* .....

**Exercise 4 Use the verb of feeling in each parenthesis to make the right adjective, -ed or -ing**

1. (excite) My most ..... experience as a teen ager was travelling to London on my own, I remember I was so ..... that I couldn't sleep the night before my flight.
2. (surprise) I was really ..... when I got to the air port and found out that Julie, the girl I liked most from high school, was travelling with me.
3. (confuse) I felt rather ..... when she asked to sit next to me.
4. (worry) She tells me she is a little bit ..... about the flight.
5. (relax) I advised her to listen to some ..... music. Soon, we both felt more .....
6. (interest) I learnt lots of English and found out that Julie ..... in me. My stay in London was extremely .....

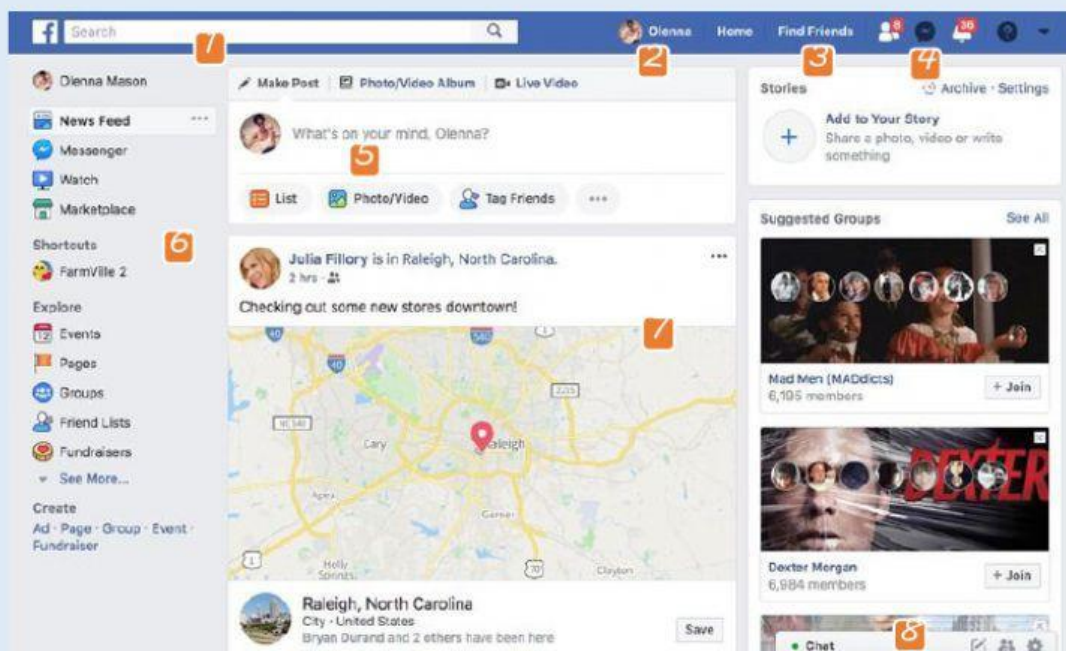
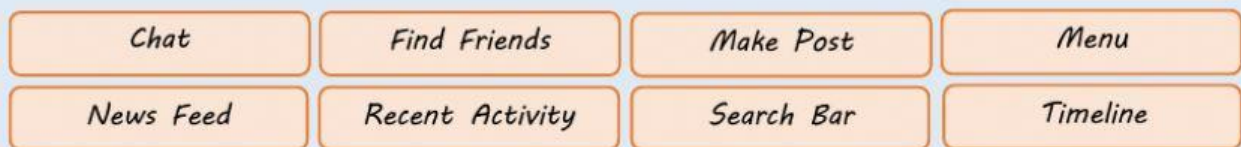


## Looking closely

Tumblr, Twitter, and Pinterest are three of the most popular microblogging sites. Facebook, a social network, can also be used for sharing.

Facebook is the world's largest social networking site. The main reason people use Facebook is to stay connected with friends and family. However, sharing is also a large part of the Facebook experience. You can post links, photos, and videos to your profile and share longer, blog-like posts with the Notes tool. If you decide that you don't need your own blog and just want to share occasionally, Facebook can be a good way to do that.

**Exercise 5: Look at a blog-like post on Facebook and identify common terms on Facebook.**



1. ....
2. ....
3. ....
4. ....
5. ....
6. ....
7. ....
8. ....

When you blog about a place that you are still visiting, use **present simple tense Verb form ( Vs, es)** to describe it.

>> I'm in Tokyo. It's so cool.

When you blog about things you did in the past or recent past, use the **past simple tense Verb form (V2/Ved)** to say what you did.

>> Last week I **started** college.


**Exercise 6:** Complete Marco's blog with correct form of verbs (Vs,es or V2,Ved).

[Posting](#) [Settings](#) [Template](#) [View Blog](#)

### Marco's blog: My trip to the Arctic

Thursday 13th July

It is 2.30 a.m. in the morning but the sun is shining! I'm in Northern Norway, in a village called Berlevåg next to the sea. The houses here




1 ..... (be) beautiful. They are made of wood, and painted in lots of different colours. The people are very friendly. At this time of year it never gets dark. Everyone 2 ..... (enjoy) the sunshine, and there are lots of parties. There are lots of exciting things to do here. On Saturday my friend Kalle 3 ..... (take) me fishing in his boat. We caught lots of fish! Yesterday we 4 ..... (drive) south to look for reindeer. At first we 5 ..... (do not) see anything, but in the afternoon we 6 ..... (see) a white reindeer standing by the side of the road – it was so beautiful!



*Exercise 7: Read Eva's blog again. Underline the sentences in the past simple.*

HomeAboutGallery



Eva's blog:  
Diary of a  
London Fashion  
Student

**Week 2**

London is great! It's expensive to live here but there is so much to see and do. I'm never bored.

I'm really enjoying college. I've made friends with people from England, France, Japan and Peru! Everyone is so friendly. College is fun but busy. I often work for ten or twelve hours a day!

Last night I went to see a music concert – they're called 'gigs' in London. I had a great time! Next weekend I'm going to take a train and visit the English countryside.

*posted 19 April*

**Week 1**

Wow! I've had an amazing first week in London. I moved into my flat, started my course and met lots of new people. I can't believe I've already been here for seven days!

My flat is in Shoreditch – probably the coolest place in East London. People wear really strange and interesting clothes here. There are lots of fun cafés and bars.


My college is in Central London. Every day I cycle to college and back. I was a bit scared of the traffic at first, but now I'm fine.

*posted 12 April*

Recent posts

Blog roll

About Me



Eva

View my complete profile