
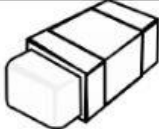





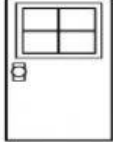


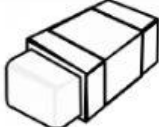






# Unit 1 What is this ?

## Exercise 1 : Write the missing letters







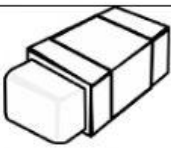


		
p _ n	rub _ _ _	p _ _ cil
		
_ _ ler	b _ _ k	b _ g
		
wind _ w	_ _ or	_ _ ncil case

## Exercise 2 : Look and answer

		
What is this ?	What is this ?	What is this ?
<b>It is a ruler.</b>	.....	.....
		
What is this ?	What is this ?	What is this ?
.....	.....	.....

# Unit 1 What is this ?

## Exercise 3 : Order the words to create a sentence

		
is/It/a /window./	It/bag./is/a	pencil case ./a/It/is
<b>It is a window.</b>	.....	.....
		
It/pencil./is/a	It/book./is/a/	is/It/a /ruler./
.....	.....	.....
		
It/rubber./is/a	is/It/a /pen./	It/door./is/a
.....	.....	.....