

# GRADE 1- FIRST TERM TEST



Name : .....

Class : .....

## PART 1 LISTENING

### Task 1

Listen and tick. There is one example.

0



1



2



3



### Task 2

Listen and tick or cross. There is one example.

1



x

2



3



4



I learn smart start 1







# GRADE 1 - FIRST TERM TEST



## PART 2 READING AND WRITING







**Task 1** Look and read. Draw lines.

 <b>a</b>	1.Touch your arm.  2. I can see a boy.  3. It's a flower .	 <b>c</b>
 <b>b</b>	4. I like dogs.	 <b>d</b>



**Task 2** Look and read . Put a tick in the box.

 1.a.This is a dog. <input type="checkbox"/> b.This is a cat. <input type="checkbox"/>	 2.a. This is a flower. <input type="checkbox"/> b. This is my food. <input type="checkbox"/>
 3.a.Touch your head. <input type="checkbox"/> b.Touch your arm. <input type="checkbox"/>	 4.a.This is my brother. <input type="checkbox"/> b.This is my mother. <input type="checkbox"/>

I learn smart start 1







# GRADE 1- FIRST TERM TEST

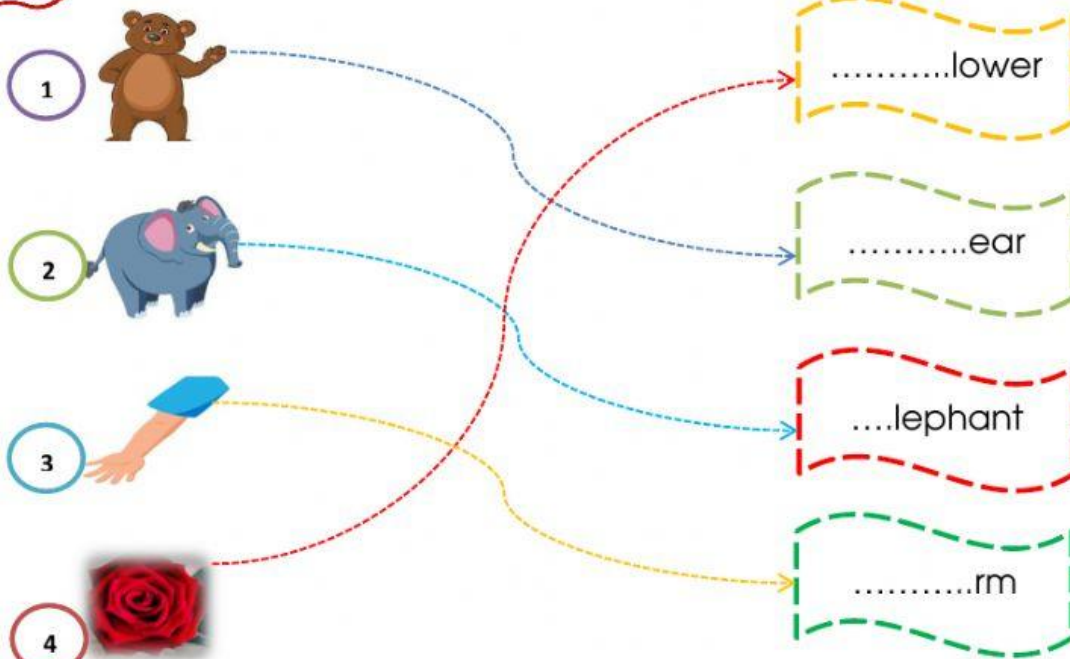


**Task 3** Look and complete.

g r o a

<p>1.</p> <div> <div>s</div> <div>i</div> <div>s</div> <div>t</div> <div>e</div> <div></div> </div> 	<p>2.</p> <div> <div></div> <div>p</div> <div>p</div> <div>l</div> <div>e</div> </div> 
<p>3.</p>  <div> <div>b</div> <div>a</div> <div></div> </div>	<p>4.</p>  <div> <div>m</div> <div></div> <div>n</div> <div>k</div> <div>e</div> <div>y</div> </div>

**Task 4** Draw lines and write.



I learn smart start 1

