



Name: _____

Date: _____

Class: _____



ROLL AND READ



mangoes



make a cake



play a game



piano



tap fast



tap slowly



clap loudly



clap quietly



nuts



carrots



make a house



guitar



Part 1. Listen and tick (✓).

1.



☐



☐



☐



3.



☐



☐



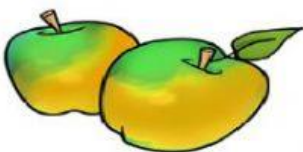
☐



5.



☐



☐



☐



2.




☐



☐



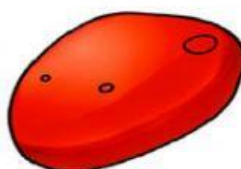
☐



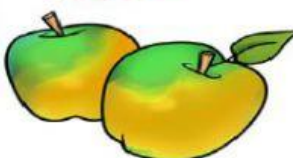
4.



☐



☐



☐



6.



☐



☐



☐



Part 2. Listen and number.



Part 3. Look and read. Put a tick (✓) or a cross (x) in the box.

Examples



This is a guitar.

☒

This is a kite.

☐

Questions

1.



This is an apple.

☐

2.



This is a bike.

☐

3.



This is a piano.

☐


4.



This is a balloon.

☐

5.




This is a carrot.

☐

Part 4. Matching.

1.



•

•

tap fast


2.



•

peppers

3.



•

puzzle

4.



•

spinach

5.



•

clap quietly

Part 5. Look, read, circle and write.

1. I can^{play}..... a game.

☒ A. play

B. make



2. He mangoes.

A. like

B. likes

C. doesn't like



3. I can a picture.

A. play

B. make



4. She carrots.

A. doesn't like

B. like

C. don't like



4. I apples.

A. like

B. likes

C. don't like



5. fast

A. clap

B. sing

C. tap

