







Student's name: Class:

READING AND WRITING (example)

Part 1: Put a tick (✓) in the box.

	This is a rabbit.	<input checked="" type="checkbox"/>		3. This is a shed.	<input type="checkbox"/>
	1. This is a house.	<input type="checkbox"/>		4. These are windows.	<input type="checkbox"/>
	2. These are tortoises.	<input type="checkbox"/>		5. These are paths.	<input type="checkbox"/>

Part 2: Read and write yes/no









Example: The grandad is in the bathroom. **Yes**

The baby is on the bed **No**









1. There are two bedrooms.
2. The mum is angry.
3. The dad is in the garden.
4. There is a sofa in the living room.
5. The brother is in the kitchen.

Part 3: Look at the picture and letters. Write the words.

	<p><u>S a d</u></p>	<p>d/ a/ s/</p>
	<p>-----</p>	<p>e/ d/ i/ t/ r/</p>
	<p>-----</p>	<p>y/ h/ g/ n/ u/ r/</p>
	<p>-----</p>	<p>r/ g/ y/ a/ n/</p>

	<p>-----</p>	<p>a/ d/ s/ e/ r/ c/</p>
	<p>-----</p>	<p>s/ t/ T/ i/ h/ r/ y/</p>

Part 4: Read and choose the correct word.

			
<p>Garden</p>	<p>Sofa</p>	<p>Happy</p>	<p>Parrot</p>
			
<p>Kitchen</p>	<p>Mum</p>	<p>Flower</p>	<p>Book</p>

My Sunday

Today, my family is at home. My grandad is in the garden. There are many trees and (1) _____ here. My dad is sitting on the (2) _____ in the living room. My sister is helping my (3) _____ to cook. I'm reading a (4) _____ in my bedroom. We are (5) _____ at the weekend.

Exercise 5: Look at the picture. Answer the question. Write one word.



Example: Where's the mouse? He's in the **kitchen**.

1. Where's cat? It's on the
2. Where's tortoise? It's in the
3. Where's dog? It's in the
4. How many parrots are there? There are
5. What color is the rabbit? It is