













CAMBRIDGE LEVEL PLACEMENT TEST

PART 1: VOCABULARY.

I. Tick V the odd one out.

<p>1</p> <div style="display: flex; justify-content: space-around; align-items: center;">    </div> <p>a b c</p>	<p>2</p> <div style="display: flex; justify-content: space-around; align-items: center;">    </div> <p>a b c</p>
<p>3</p> <div style="display: flex; justify-content: space-around; align-items: center;">    </div> <p>a b c</p>	<p>4</p> <div style="display: flex; justify-content: space-around; align-items: center;">    </div> <p>a b c</p>

II. Drag the words and drop in the correct box

sandwich

swim


snake

six

kitchen

teddy bear

1. 

2. 

3. 

4. 

5. 

6. 



PART 2: GRAMMAR.

III. Read and tick (✓).



1.

a. I want a cookie.

☐

b. It's a book.

☐

3.

a. I want an apple.

☐

b. I want a banana.

☐

5.

a. I can run.

☐

b. I can swim.

☐

2.

a. This is my bedroom.

☐

b. This is my living room.

☐

4.

a. I have a car.

☐

b. I have a ball.

☐

IV. Look and draw lines

1. This is a leaf.

2. I have a car.

3. I can kick.

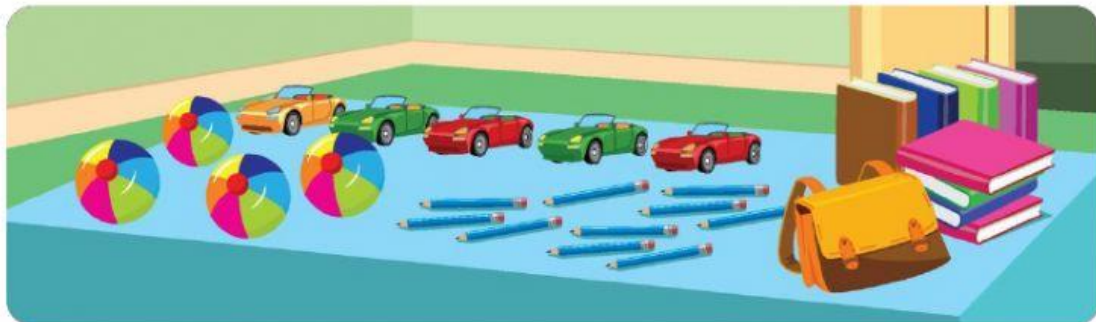
4. I'm six .

5. I want a pear



PART 3: READING.

V. Look at the picture, read and tick (✓)



Example:

- | | |
|----------------------|---------------|
| 1. How many balls? | Four balls. |
| 2. How many books? | Ten books. |
| 3. How many bags? | One bag. |
| 4. How many cars? | Five cars. |
| 5. How many pencils? | Seven pencils |



VI. Read and write the number..



1. I can **sing**.

2. I like **bears**.

3. I want a **sandwich**.

4. This is a **kite**.

PART 4: WRITING.

VI. Order the words.

Example:

a pencil. It's

->It's a pencil.

1. is a This kite.

->

2. want a I sandwich.

->

3. can I swim

->

4. like monkeys. I

->

VII. Look and write

teddy bear

four

bedroom

book

1. It's a



_____.

2. My name is Sue. I'm

4

_____.

3. This is my



_____.

4. I have



a

_____.

PART 5: LISTENING.

VIII. Listen and draw lines.

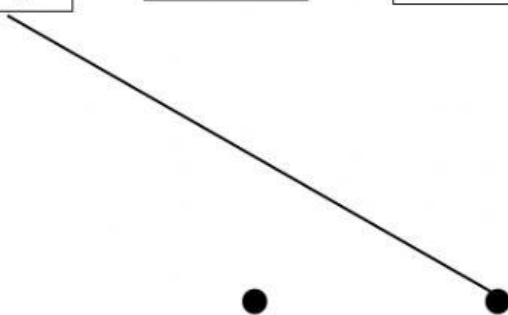
Bobby

Bill

Lila

Kim

Vinh



IX Listen and tick (✓) the box

Example:



A

--	--

B ✓

--	--

C

--	--

1.



A

--	--

B

--	--

C

--	--

2.



A

--	--

B

--	--

C

--	--

3.



A

--	--

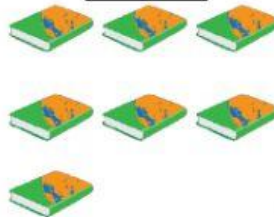
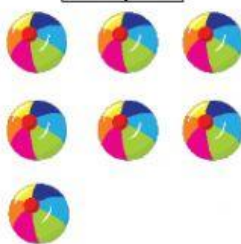
B

--	--

C

--	--

4.



A

--	--

B

--	--

C

--	--