



ENGLISH PROGRAM PRE-POST TEST KINDERGARTEN 2022-2023 STUDENT'S EDITION

DEPARTAMENTO DE
EDUCACIÓN



Student's Edition:

Student's Name:



LISTENING AND SPEAKING STANDARD

Students will demonstrate comprehension and express themselves in the target language.


I.

Directions: Listen and respond to the command you hear.


	Command	M	DM
1	Stand up!		
2	Jump and say hello!		
3	Touch your nose!		
4	Sit down!		
5	Raise your hand!		
6	Please, give me that pencil!		

Directions: Circle the correct picture for each greeting and/or farewell heard.


1. Hi! Hello!



A.




B.




C.

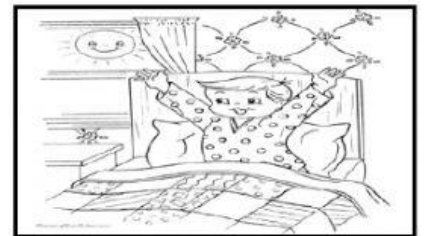
2. Good morning!



A.



B.




C.

3. Good night!



A.




B.




C.


4. Goodbye!



A.




B.



C.


5. Good afternoon!



A.



B.



C.



LISTENING AND SPEAKING STANDARD

Students will demonstrate comprehension and express themselves in the target language.

Directions: Listen to the questions and answer orally.

Teacher's Prompt		Student's Response	M	NM
1	What is your name?			
2	Are you 4 or 5 years old?			
3	Do you like your new school?			
4	What is your favorite color?			
5	Look at this picture. Mention three things you see.	1. _____ 2. _____ 3. _____ _____		




**READING STANDARD**

Students will read and demonstrate comprehension of written English

Directions: Look at the pictures while the teacher reads the story. Listen to the questions and circle the correct answer for each question.

The Brave Monkey Pirate



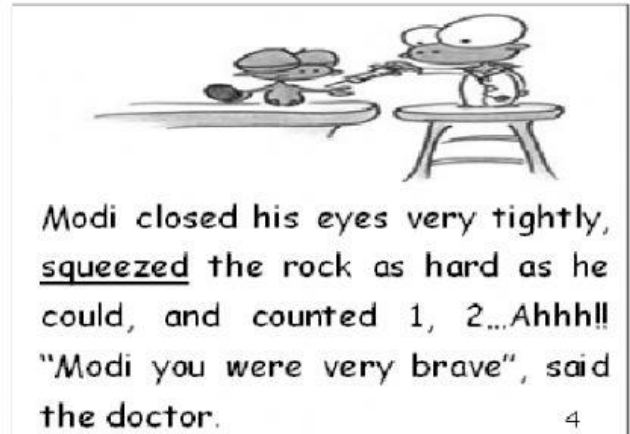
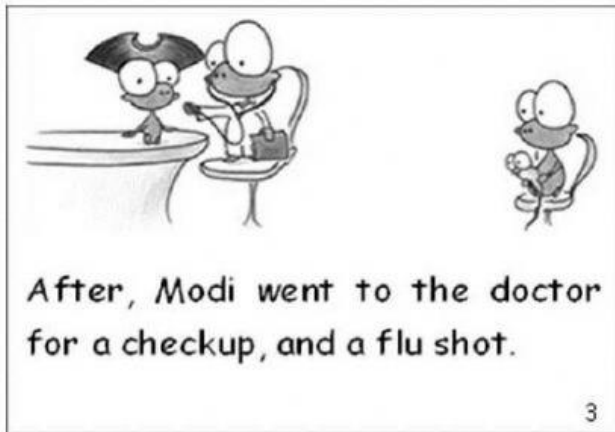
One day, the pirate Modi was out running errands with his mom.

1



They shopped for groceries and ate peas at his favorite restaurant.

2



1. Who is the **main character** in the story?



Modi



Mom



Doctor

2. Modi got a checkup, and flu shot at the _____.

a. favorite restaurant




b. doctor's office



c. grocery store



3. Which of the following pictures illustrates the meaning of the word squeezed?








FOUNDATIONAL SKILLS STANDARD



Students will demonstrate application of sets of foundational skills

Directions: Listen to the word the teacher says, and look at the picture. Circle the initial sound (phoneme) you hear for each picture in section (a). Circle the spoken word you hear in section (b).







a. Recognize sounds

<p>1.</p>  <p>f d b</p>	<p>2.</p>  <p>m n p</p>	<p>3.</p>  <p>k w c</p>
--	--	--





b. Recognize spoken words

<p>1.</p>  <p>a. father b. brother c. mother</p>	<p>2.</p>  <p>a. baby b. brother c. sister</p>	<p>3.</p>  <p>a. father b. sister c. brother</p>
---	---	---

Directions: Say the name of the picture. Tell the student to circle the picture name.

 mop mat	 sad six
 hat sat	 bed red
 leg beg	 pin pan

Directions: Read the sentence and select the correct word.

1. I can be _____  .	be a the
2. I _____  .	like with the
3. A  can _____.	is the run
4. _____  is for me.	a The be