

Classroom language

- ① Listen.
Match the
words and
pictures.

- ☐ board /bɔ:d/
- ☐ chair /tʃeə/
- ☐ computer /kəm'pjutə/
- ☐ desk /desk/
- ☐ door /dɔ:/
- ☐ picture /'pɪktʃə/
- ☐ 8 table /'teɪbl/
- ☐ wall /wɔ:l/
- ☐ window /'wɪndəʊ/



- ② Listen and repeat the phrases

The teacher says...



1 Look at the board, please.



3 Go to page 10.



5 Stand up, please.



2 Open your books.



4 Close your books.



6 Sit down.

You say...



7 How do you spell it?



9 Excuse me, What's [] in English?



11 I don't know.



8 Can you repeat that, please?



10 I don't understand.



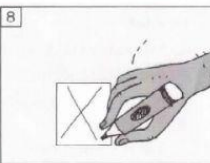

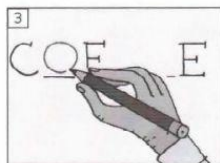




12 Sorry I'm late.

- ③ Complete the sentences

- | | |
|--------------------------|-----------------------|
| 1. C___ your books. | 5. L___ at the board. |
| 2. S___ down. | 6. I don't k___. |
| 3. H___ do you spell it? | 7. O___ your books. |
| 4. G___ to page 12. | 8. S___, I'm late. |

- ④ Instructions in your book: matching



- a. complete ☐
- b. underline ☐
- c. match ☐
- d. circle ☐
- e. number ☐
- f. cross ☐
- g. cross out ☐
- h. tick ☐
- i. cover the text ☐