

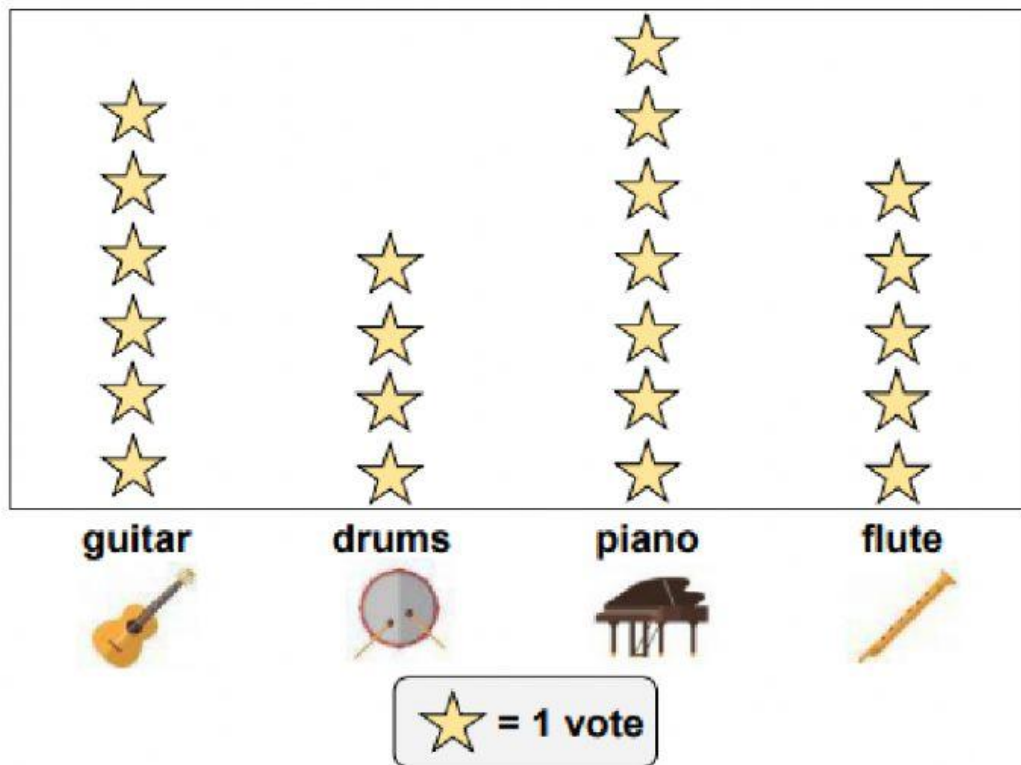


Interpret Data

CW _ Representation and Interpretation of Data

A group of kids voted for their favorite musical instrument.




















Numbers of votes




1. Which instrument got the most votes? _____
2. Which instrument got five votes? _____
3. How many more votes did the guitar have than the drums? _____
4. How many votes did the piano and flute have together? _____

Four friends prepared hotdogs for their picnic day.

Number of hotdogs

Tim								
Jane								
Mae								
Ben								

 = 1 hotdog

1. Who prepared five hotdogs? _____
2. Who prepared the most hotdogs? _____
3. How many hotdogs did Ben prepare? _____
4. Which 2 friends prepared the same number of hotdogs? _____
5. How many hotdogs were prepared by Mae and Ben? _____