

My name is: _____

WORKSHEET (FF2_UNIT 8)


Date:
Unit 8: What's the time?
Vocabulary: Get up, go to ,
Structure: What's the time?



Teacher's feedbacks

Look and read. Put a tick (✓) or a cross (X) in the box.
There are two examples.

Examples



This is a mouse.



This is an arm.



Questions

1



This is a pear.



2



This is a television.

☐

3



This is a page.

☐

4



This is a photo.

☐

5




This is a shirt.

☐

Part 2

– 5 questions –

Look and read. Write **yes** or **no**.



Examples

The man is eating a burger.

yes

The dog has got a sausage.

no

Questions

1 The woman is standing at the window.

2 There's a radio under the chair.

3 Two children are playing table tennis.

4 There are two birds in the big tree.

5 The boy is bouncing a ball.

Part 3

- 5 questions -

Look at the pictures. Look at the letters. Write the words.

Example



l a m p



Questions

1





2





3





4





5





Part 4

– 5 questions –

Read this. Choose a word from the box. Write the correct word next to numbers 1–5. There is one example.

A school



Boys and*girls*..... come and learn in me. There are lots of

classrooms in me and some children have (1) in

English here. In one classroom, Lucy sits on her (2), opens


her (3) and writes in it with her pen. There are lots of

(4) on the wall. Lucy and her friends draw them with

their (5) The children are happy here.

What am I? I am a school.

example



girls



lessons



pencils



chair



pictures



ice cream



book



drink