Name: _____ Section: _____ Maths: 7 Roll No. : _____

Q#1: Encircle the best (only one) option in each of the given statement.

(i) *To plot* $\frac{-1}{7}$ *on a number line, the number of divisions that will be made between 0 and - 1 is/are:*

(a) 0 **(b)** -7 **(c)** 7

(ii) To plot positive rational numbers on a number line we move towards which of the side of 0 on the number line?

(a) Left **(b)** right **(c)** centre

(iii) $\frac{1}{10}$ *will be plotted between :*

(a) 0 & 1 **(b)** 1 & 10 **(c)** -1 & 0

(iv) *Which number line shows correct number of divisions for* $\frac{2}{5}$ *:*

(a)

(b)



(c)

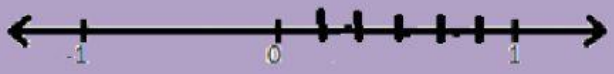

(v) Tick the number line which shows representation of $-1\frac{5}{6}$.

(a)

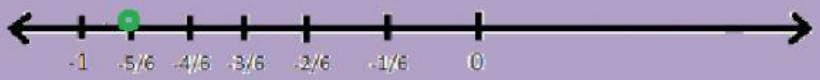

(b)

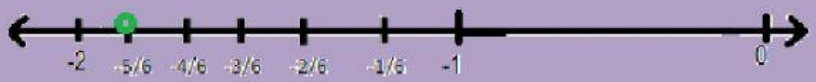

(c)

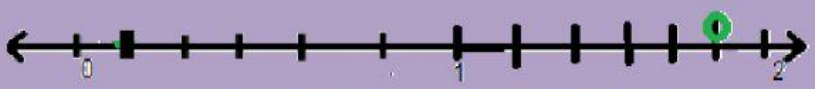

2. On the number line given below , the interval between two consecutive integers 'm' & 'n' is divided into 8 equal pats. Find the rational number 'y' shown on the number line.

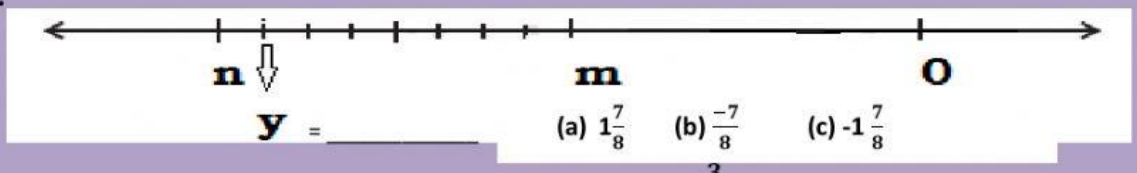

3. (i) Tick (✓) number line shows representation of $2\frac{3}{5}$ **.**

(a)

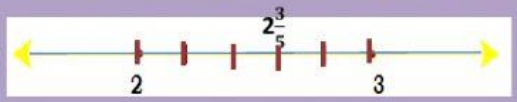

(b)



(c)

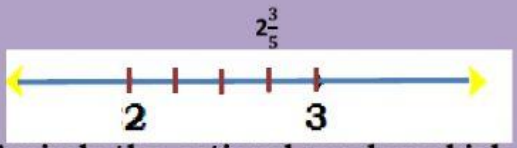

(d)

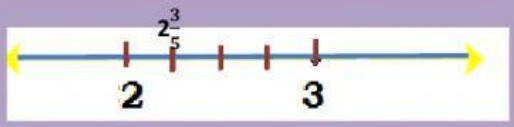

(ii) **Encircle the rational number which is represented on number line given below.**

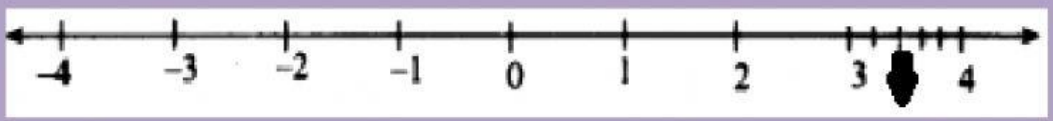

(a) $4\frac{2}{5}$ **(b)** $3\frac{2}{4}$ **(c)** $\frac{2}{5}$ **(d)** $\frac{-17}{-5}$

LIVEWORKSHEETS