

Name: _____

Date: _____

**Mathematics
Area Worksheet**

1. Find the area of each rectangle.

a) Length = 8 yd
Width = 9 yd

Area = _____ yd²

b) Length = 9.2 mi
Width = 7.5 mi

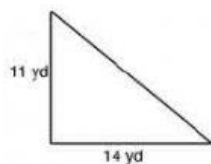
Area = _____ mi²

c) Length = 13 in
Width = 12 in

Area = _____ in²

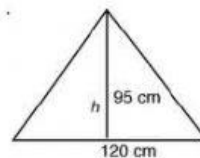
2. Calculate the area of the shapes below.

a)




Area = _____ yd²

b)



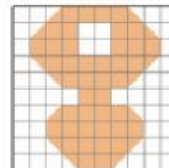
Area = _____ cm²

c)



Area = _____ cm²

d)



Area = _____ cm²

3. Read the word problem. Estimate to find which answer makes sense.

A rectangle is 20 m long and 12 m wide. What is the area?

about 70 m²

about 140 m²

more than 200 m²

The area of a square is 144 cm. What is the length of each side?

about 12 cm²

about 35 cm²

more than 40 cm²

Created by: Ms. Antonia Bain