MINISTERIO DE EDUCACIÓN | Gobierno del Encuentro | Juntos lo logramos

# LEOVIGILDO LOAYZA LOAYZA" BACHILLERATO HIGH SCHOOL

## Dirección Distrital 07D04 Balsas-Marcabeli-Piñas.

Piñas - El Oro - Ecuador.

| TEST ONE. | | | | | |
|---|---|---|---|---|---|
| **ÁREA:** | **English Foreign Language** | **WEEK** | **July, - - 2022.** | | |
| **COURSE:** | **9th** | **PARALLEL** | "A, B" | **SUBJECT** | **English** |
| **WORKING DAY** | **Morning.** | **WEEK** | TWO | | |
| **TEACHER** | **Lic. Libia Cuenca Cevallos.** | **STUDENT´S NAME:** | | | |

**INSTRUCTIONS.**

This is a test to evaluate your knowledge and abilities in the English Area. Work carefully so that you can solve it correctly.

**IN ORDER TO RESPOND:**

- Read the question carefully.
- Draw a circle around the letter corresponding to the answer that you consider correct.
- Solve the test with neatness and organization.
- Avoid copying; remember that fraudulent behavior is penalized.
- Review the test before delivery.
- Do not use correctors, do not accept blots or smudges, use blue or black spheres.
- Each item is 1 point.

**INSTRUCCIONES.**

Esta es una prueba para evaluar sus cocimientos y habilidades en el Área de Inglés. Trabaje con atención para que puedas resolverla correctamente.

**PARA RESPONDER:**

- Lea cuidadosamente la pregunta.
- Dibuje un círculo alrededor de la letra correspondiente a la respuesta que consideres correcta.
- Resuelva la prueba con pulcritud y organización.
- Evite la copia, recuerde que una conducta fraudulenta es penalizada.
- Revisar la prueba antes de entregar.
- Cada ítem es 1 punto.

No usar correctores, no se aceptan manchones ni borrones, usar esfero azul o negro.

**EFL 4.3.1. Understand main points in short simple texts on familiar subjects.**

I.EFL.4.11.1. Learners can understand main ideas and some details in short simple online or print texts on familiar subjects, using contextual clues to help identify the most relevant information. (Example: title, illustrations, organization, etc.) (I.2, I.4)

**Organize information using facts and details in order to illustrate diverse patterns and structures in writing. (Example: cause and effect, problem and solution, general-to-specific presentation, etc.) EFL 4.4.8 CC**

Learners can convey and organize information through the use of facts and details and by employing various stages of the writing process. REF. (I.EFL.4.17.1.) (I.1, I.3, S.4, J.2, J.4)

LIVEWORKSHEETS

**PERSONAL INFORMATION.**

1. Correo electrónico

   .....

2. Apellidos y Nombre del Estudiante.

   .....

3. Class: * 9th EGB,
   Parallel: *

4. **READ THE PERSONAL INFORMATION AND CHOOSE THE CORRECT OF BE VERB FORM IN PRESENT. (AM - IS – ARE)**

My name .....Libia.

I ..... your Teacher.

I ..... from Ecuador.

My favourite colour ..... red.

My favourite subject ..... English.

My favourite sport ..... bolleyball.

My phone number ..... 0994331621.

LIVEWORKSHEETS

GRAMMAR

**5. MATCH THE CORRECT PERSONAL PRONOUNS IN THE BLANK. (I- YOU- HE- SHE- IT- WE- THEY)**

# Personal Subject Pronouns

**Replace the words in bold with the correct subject pronoun.**

*Example:*
**The chef** is Italian
He 's from Naples.



**The aliens** are from another planet but ____ are nice.

This is **my** treasure map. ____ am a pirate.

**The witch** is cooking. ____ 's as green as her soup.

This is for **you**! ____ are **my** Valentine.

**The cave man** is big. ____ is strong, too.

**The turkey** is ready. ____ is very fat.

**The zombie** is scary. ____ 's hungry.

**The presents** are in the sack. ____ are heavy.

**The monster** is small. ____ is friendly.

**The Viking** is angry. ____ is ready to fight.

**The bats** are around his head. ____ are big.

**You and John** are dirty in this picture but ____ look happy.

**My name** is Trident. ____ am a little devil.

**Jack, Rose and I** are best friends. ____ are in the same class.

**His name** is Brutus. ____ is a bulldog.

**My** name is Dr Frank Stein. ____ 'm a scientist.

**Julie** is happy. ____ 's at a party.

**The condor** is on a tree. ____ is really ugly.

**Jim and I** are brothers. ____ 're very alike.

LIVEWORKSHEETS

**6. SELECT THE APPROPRIAITE PERSONAL PRONOUNS.**

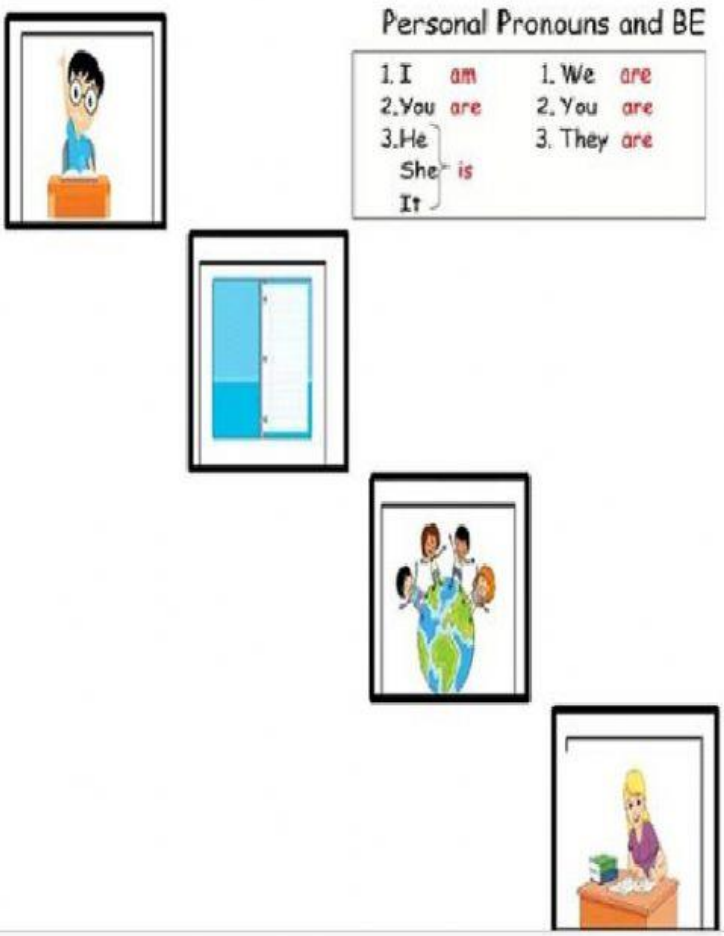


*Marca solo un óvalo por fila.*

| | He | It | They | She |
|---|---|---|---|---|
| Fila 1 | ◯ | ◯ | ◯ | ◯ |
| Fila2 | ◯ | ◯ | ◯ | ◯ |
| Fila 3 | ◯ | ◯ | ◯ | ◯ |
| Fila 4 | ◯ | ◯ | ◯ | ◯ |

LIVEWORKSHEETS

**7. FILL IN THE BLANKS WITH AM, IS, ARE.**

**Example:** _Are_ you the boss?

**1. -** Terry and Linda _____ from Armenia.

**2. -** Alan's friends _____ doctors.

**3. -** I _____a diligent student.

**4. -** Mr. Jackson _____ a pianist.

**5. -** Sarah_____a nurse.

**8. Write A Or AN.**

**Example:** __A__ book. __AN__ elephant.

**1** _____ Eye

**2** _____ Apple

**3** _____ Kite

**4** _____ Egg

**5** _____ Dog

**9. Write the following numbers in letter.**

**Example:**

20: Twenty

**33** _____ **44** _____ **61** _____ **87** _____

LIVEWORKSHEETS

**VOCABULARY:**

## 10. ORDER THE FOLLOWING WORDS AND WRITE THEM.

| | | |
|---|---|---|
| 1.- | ODOG RONMING | Good Morning |
| 2.- | ELOHI | |
| 3.- | DOOG ATRENOFON | |
| 4.- | GODO INGVEEN | |
| 5.- | OODG THIGN | |
| 6.- | OGDO EYB | |

## 11. USE THESE LABELS TO NAME THE PARTS OF THE BODY.

Head Mouth Chest Fingers Arm Foot

Nose Neck Stomach Leg Hand Toes

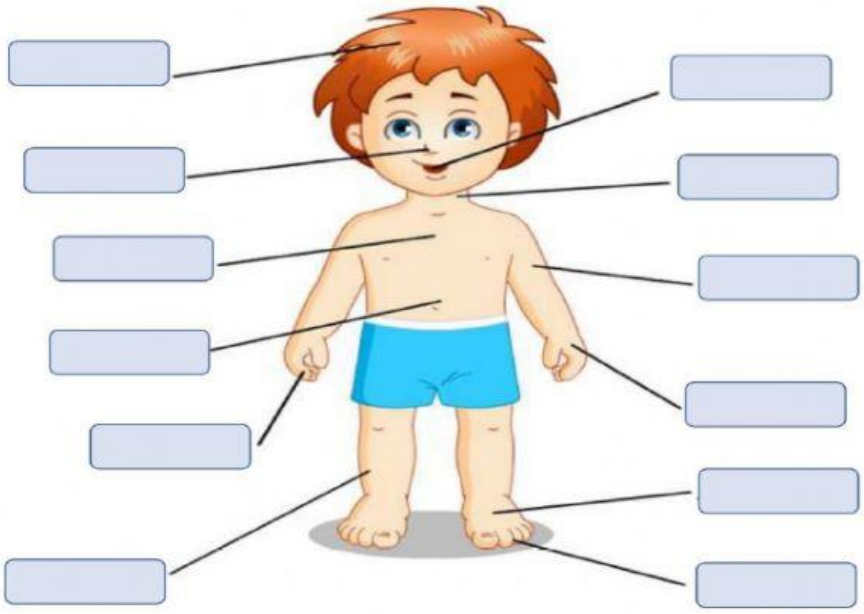

Student´s Signature

| MADE BY | REVIEWED BY | APPROVED BY |
|---|---|---|
| Lic. Libia Cuenca Cevallos.<br>**English Teacher** | Lic. Elio Galarza.<br>**Coordinadora de CTP** | MGS. Servio Ramirez.<br>**Vice- Rector** |

LIVEWORKSHEETS