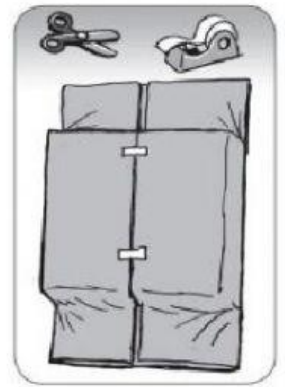


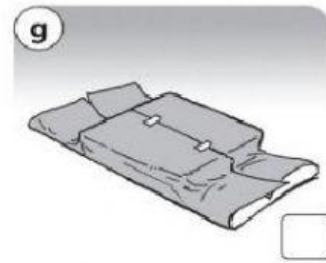
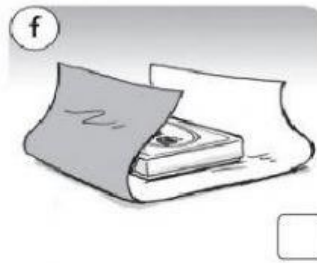

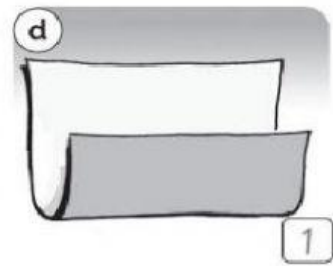
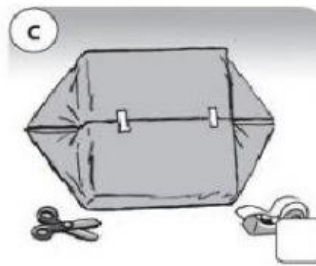


## How to wrap a present

This is a present for my friend Holly. It's a box of chocolates.

- 1 Get paper. Holly's favourite colour is red, so this is red paper.
- 2 Put the present on the paper.
- 3 Fold up the paper.
- 4 Stick it with tape.
- 5 Make triangles with the paper. Stick the triangles with tape.
- 6 Stick pictures on the present. Holly likes flowers.
- 7 Write a card. My card says, 'To Holly. You are a good friend. From Teresa.'



Read again. Put the pictures in the correct order.



Write the long and short forms.

long form

- 1 I do not like sweets.
- 2 \_\_\_\_\_
- 3 She does not like eggs.
- 4 \_\_\_\_\_
- 5 I do not like snakes.
- 6 \_\_\_\_\_
- 7 My grandpa does not like cake.

short form

- I don't like sweets.  
\_\_\_\_\_
- He doesn't like balloons.  
\_\_\_\_\_
- I don't like tigers.  
\_\_\_\_\_
- My mum doesn't like cats.  
\_\_\_\_\_