4 Fantastic feelings

Lesson 1 Vocabulary

1 Look and circle.



1 sad / happy

2 sad / tired



3 hot / hungry



4 angry / thirsty



5 cold / hot



6 happy / cold



7 sad / tired

8 angry / hungry

2 Look at the pictures and complete.

1 Dad is hot.

2 Mum is _____.

3 Grandma is _____.

4 Grandpa is _____.

5 Baby is _____.

6 My brother is _____.









LIVEWORKSHEETS

Lesson 2 Grammar time

1 Read and match.

1 I'm hungry.

2 They're hot.

3 She isn't happy.
She's cold.

4 We aren't sad.
We're tired.







2 Read and circle.



1 **I'm** / **I'm not** thirsty.



2 **He's** / **He isn't** angry.

3 **We're** / **We aren't** hot.



4 **They're** / **They aren't** tired.

LIVEWORKSHEETS

Lesson 3 Grammar focus



1 Look and match.

1 They're hungry. [d]

2 She's sad. [ ]

3 She isn't thirsty. [ ]

4 They aren't happy. [ ]

5 He isn't hot. [ ]

2 Read and complete.

'm not 're aren't 'm isn't

1 They aren't angry. They 're _____ tired.

2 No thanks, Mum. I _____ thirsty.

3 The boy is sad. He _____ happy.

4 Dad and grandpa are cold, too. They _____ hot!

5 Mmm, look at the cakes! I _____ hungry.

3 Look and read. Write *yes* or *no*. There is one example.



The boy isn't cold. no

1 The birds are happy. _____

2 The girl is hungry. _____

3 The cats aren't thirsty. _____

4 The baby is tired. _____

LIVEWORKSHEETS