

Concept HW_Grade-7_Lines and Angles

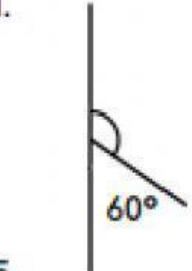
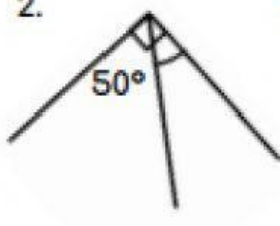
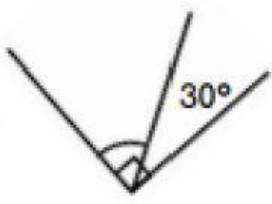
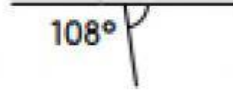
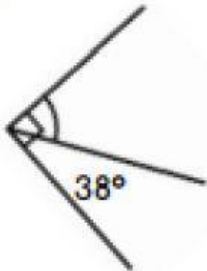

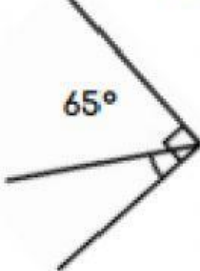

Complementary and Supplementary Angles

Complementary & Supplementary Angles

Circle below, the pairs of angles which are complementary or supplementary.

- | | | |
|---------------------------|----------------------------|----------------------------|
| 20° and 70° | 70° and 120° | 80° and 100° |
| | 50° and 40° | 75° and 15° |
| 80° and 90° | 20° and 170° | 30° and 140° |
| 30° and 70° | 35° and 65° | |

Calculate the following missing angles.

- 
- 
- 
- 
- 
- 
- 
- 

State the complement & supplement of the following angles.

- | | | | |
|----------------|----------------|----------------|----------------|
| 9. 30° | 10. 70° | 11. 50° | 12. 80° |
| 13. 20° | 14. 40° | 15. 45° | 16. 65° |
| 13. 89° | 14. 73° | 15. 75° | 16. 36° |