UNIT 21

Directions

Getting Ready

Match each direction with a map.

1. Go straight up the block.
2. Turn right at the light.
3. Take the first street on the left.
4. Go straight for two blocks. Then turn left.
5. Go through the intersection.
6. Take a right at the corner.

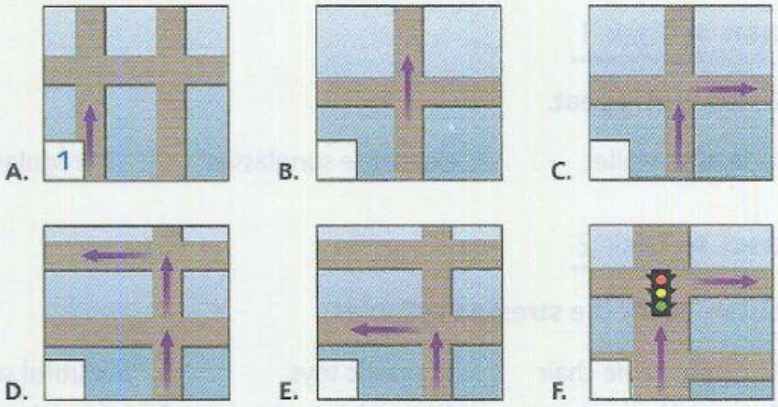

CD 3-23 Listening 1

People are giving directions. Listen and check (✓) the correct map.

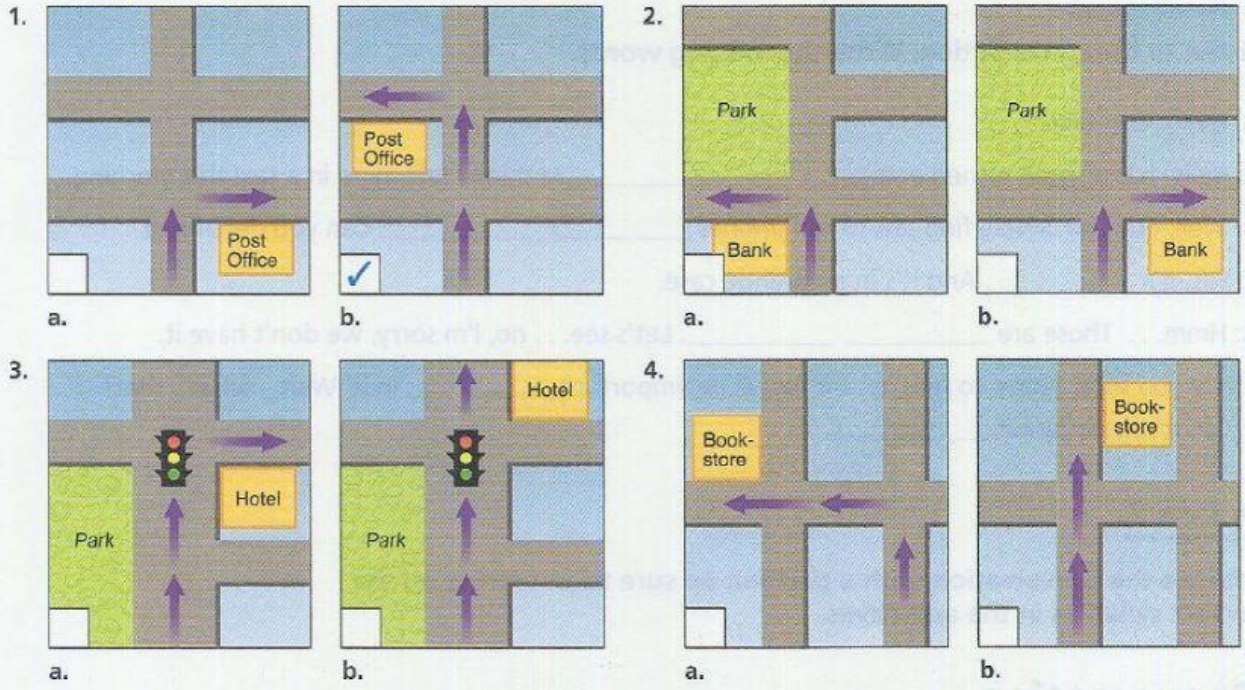

www.irlanguage.com

Vocabulary Worksheet

LIVEWORKSHEETS

Listening 2

CD 3-24 ▶ **Task 1**

Look at the map and listen to the directions. Write the number of each place on the map.

1. a bank
2. the Peking Restaurant
3. a supermarket
4. the post office
5. the tourist office
6. the art museum

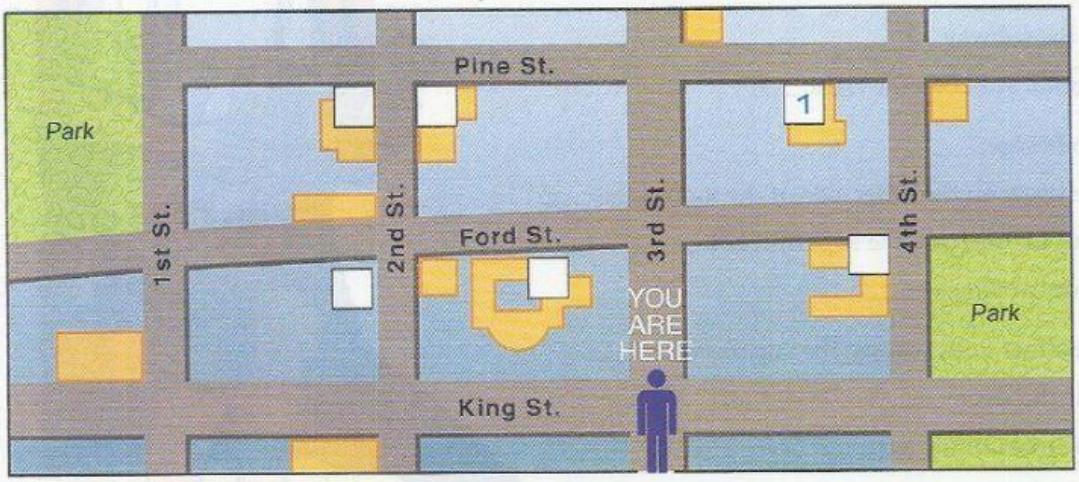

CD 3-24 ▶ **Task 2**

Listen again. Complete the statements for each set of directions.

1. Go straight up Third Street for two _____ and _____ right on Pine Street.
2. It's _____ your left, on the _____ of Ford and Second.
3. Go left down King and _____ go _____ Second Street for two blocks.
4. It's not far _____ here.
5. Go up Third Street and turn _____ on Ford. It's in the first big building you see on your _____.
6. Go to the _____ of the block.

www.irlanguage.com
LIVEWORKSHEETS

Listening 3



CD 3-25 ▶ **Task 1**

People are giving directions to their homes. Listen and number the directions in the correct order.

1. Go down the street and my house is on the left. ___
   Walk past the hotel for two blocks. ___
   Come out of the subway. 1
   You'll see a small street on the right. ___
2. Cross the footbridge. ___
   Go down the street on the other side of the footbridge. ___
   Get off the bus across from the supermarket. ___
   Walk north for two blocks. ___
3. Go down the street until you see the supermarket. ___
   Walk towards the river. ___
   Take the first street on the left. ___
   Go through the intersection. ___
4. Get off the bus across from the school. ___
   Go down the street until you see a church. ___
   Turn right just past the gas station. ___
   Walk north for about four blocks. ___

CD 3-25 ▶ **Task 2**

Listen again. What should each person bring? Circle the correct answer.

1. a. food
   (b.) music
   c. a DVD
2. a. snacks
   b. soda
   c. music
3. a. vegetables
   b. chips
   c. fruit
4. a. sneakers
   b. balls
   c. tennis racket

www.IRLanguage.com
Language
مرجع آموزش زبان ایرانیان

www.irlanguage.com
LIVEWORKSHEETS

Conversation Corner — Asking for directions

Pronunciation

Intonation for confirming information

> **Pronunciation Help**
> Use rising intonation to ask a question that confirms information.

CD 3-26 ▶ Task 1

Listen and repeat.

1. A: Is there a post office near here? B: A post office?
2. A: Could I please have a map? B: A map?
3. A: Do you know where the restrooms are? B: The restrooms?
4. A: I'm trying to find a supermarket. B: A supermarket?

▶ Task 2

Read the sentences to a partner. One student is A, the other student is B.

Dictation

CD 3-27 ▶ Task 1

Listen. Write the missing words. Then practice with a partner.

A: Excuse me. I'm looking for the tourist office.

B: _____ _____ office? It's not far from here. Go right on Brentwood Road, then left at the light.

A: Left _____ the _____?

B: Yes, that's right. Then it's about halfway down the block on the right.

A: _____ _____ right?

B: Yes. You can't miss it.

Conversation

Work in pairs. Give your partner directions from your school to your home.

www.irlanguage.com

LIVEWORKSHEETS