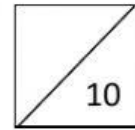


Grade: 2nd Teacher: Mónica Tipán Subject: English

Name: _____

Date: _____



INSTRUCCIONES:

1. Read carefully the instructions.
2. Use pencil or color if it will be necessary.
3. If you have a question or need something, raise your hand and a teacher will come to you.
4. Remember that talking is not allowed at any time in the exam hall.
5. Use your own material.
6. Keep your eyes on your own paper. Remember, copying is cheating!

TIME: 40 minutes

- Read words and short sentences with correctly pronunciation.
- To identify the sound of vowels pairs through speaking, listening, and reading.

1. Write "ay" or "ai" in the spaces to spell word.

____/2



p _ _ nt



h _ _



m _ _ l



r _ _ n



pl _ _



pr _ _



sn _ _ l











p _ _ l



tr _ _


2. Observe and choose the best option.

____/2

 b__	ea	ee	 d__p	ea	ee
 d__r	ea	ee	 s__	ea	ee
 p__s	ea	ee	 __l	ea	ee
 f__d	ea	ee	 t__	ea	ee

3. Observe and write the name of each picture.

____/1

Think.	oa or ow?		Write it.
	goat	gowt	
	road	rowd	
	arrea	arrow	
	loaf	lowf	
	bloa	blow	
	float	flowt	

4. Draw the lines to match the words to the pictures.

___/1



moon



tools



book



spoon



food



boot

5. Read each word aloud. If the words end in a *long i* sound, as in fly, write below the fly; if the words end in a *Long e* sound, as pony, write it below the pony.

___/2

baby
by

try
tiny

cry
penny

very
ruby

fry
sky



pony



fly

To identify the sound of vowels pairs through speaking, listening, and reading.

6. Read and complete

___/2




Ch sound



ch



no ch



Done by: Miss Mónica Tipán

Approved by:

Date: Tuesday, May 24th, 2022

Date: