

## UNIT 5: E-COMMERCE

### Lesson 4



#### Activity 1: Match the words/phrases with the pictures.

choose an item to buy

open an account

basket / shopping cart

credit card / debit card

search / browse a website

go to a website

go to the check out



#### ACTIVITY 2: What are the steps in buying products online? Number these sentences in the correct order.

- The customer opens an account.
- The customer goes to the check-out.
- The customer puts the item(s) in a basket or shopping cart.
- The customer pays for the product(s) with a credit or debit card.
- The customer goes to the website.
- The customer searches and/or browses the website.
- The customer chooses the item(s) to buy.
- The customers checks the order.






















1


#### ACTIVITY 3: Listen and repeat. AUDIO N° 31




- open an account
- go to the checkout
- put an item in the basket
- browse the website
- choose an item
- check the order

**ACTIVITY 4:** Use **firstly, secondly, then, after that, finally** to describe the steps in buying a product or service. Talk about something you have bought, like a DVD or an airline ticket. *(Las palabras "firstly, secondly, then, after that, finally" ya las vimos el año pasado en la unidad 4. Los pasos para comprar un producto están en las actividades 2 y 3.)*







Firstly, I open an account.




Secondly, I




---




---




---




---



---



---



---

