

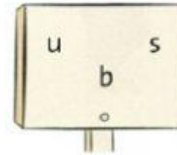
Unit 6: Stay Safe

Lesson 1: Vocabulary 2

1. Look at the pictures and look at the letters. Write the words.




b u s



Questions

1




2




3




4




5



6



7




8



Unit 6: Stay Safe

Lesson 1: Vocabulary 2

1. Look at the pictures, read the questions and write the answers.



Examples

How many children are there?


What are the children riding?

1 How many birds can you see?

their ² bikes

2 Where are the children now? at the

3 What is the woman driving? a



4 What is the boy painting?

5 What is the girl doing?

a

2. Rearrange the words to make sentences.

1. Girl / The / bike. / riding / is / a =>

2. three/ in/ red /There / cars/ street./ are/ the

=>

3. can't /motorbike. /My /a /ride/ mom =>

4. driving/ My/ car./ is/ brother/ his =>

5. in/ There/ garden./ bike/ our/ is/ a =>

3. Listen and tick the box.

What is Pat wearing today?



A ☐



B ☐



C ☒

2 Which sport is Sam playing?



A ☐



B ☐



C ☐

4 Where is Mum?



A ☐



B ☐



C ☐

1 Which boy is Bill?



A ☐



B ☐



C ☐

3 What is Tom doing?



A ☐



B ☐



C ☐

5 How does Alex come to school?



A ☐



B ☐



C ☐

4. Look, listen and say the chant. Make a video and submit it.

