Test 3

Reading and Writing

Part 1

– 5 questions –

Look and read. Put a tick (✓) or a cross (✗) in the box.
There are two examples.

Examples



This is a frog. ✓

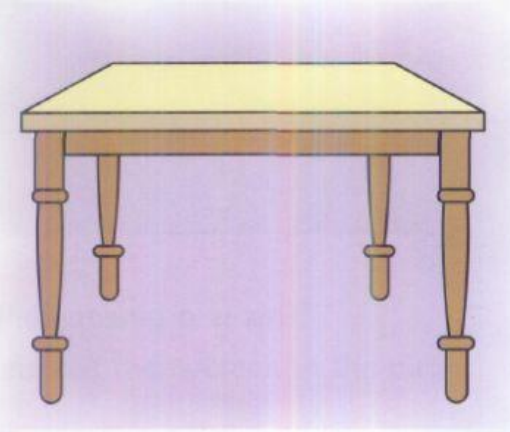

This is a sofa. ✗

Questions

1

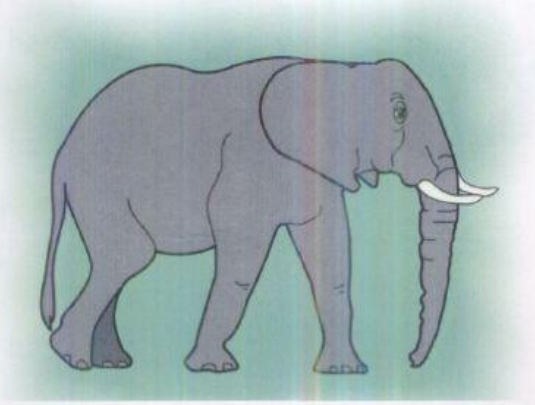

This is a crocodile. ☐

LIVEWORKSHEETS

2



This is a phone. ☐

3



This is a jacket. ☐

4



This is a pineapple. ☐

5



This is a ruler. ☐

LIVEWORKSHEETS

Part 2

– 5 questions –

Look and read. Write yes or no.



Examples

There are two women in the picture. ..... yes .....

This is a bookshop. ..... no .....

Questions

1 The dog is playing with a ball. .....

2 The baby is drinking some milk. .....

3 There are four apples on the floor. .....

4 The boy is picking up a hat. .....

5 The man has got a black bag. .....

LIVEWORKSHEETS

Part 3

– 5 questions –

Look at the pictures. Look at the letters. Write the words.

Example



f a c e



Questions

1 

_ _ _ _



2 

_ _ _ _



3 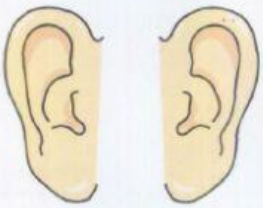

_ _ _ _



4 

_ _ _ _



5 

_ _ _ _ _



LIVEWORKSHEETS

Part 4

– 5 questions –

Read the story. Look at the pictures and the two examples. Write one-word answers.

What am I?



I stand in the classroom in front of the children and I say, 'Sit



on your chairs ' or, 'Look at the

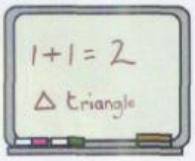



please.' I give the children and they draw pictures.



Some children play on the . In the afternoon their



mothers and fathers come and I open the and say,

'Goodbye.'

What am I?

I am a _ _ _ _ _ _ _ .

LIVEWORKSHEETS

Part 5

– 5 questions –

Look at the pictures and read the questions. Write one-word answers.



Examples

Where is the family? in the kitchen

What is the girl watching? TV

Questions

1 What has the boy got in his hands? a .....

LIVEWORKSHEETS



2 How many girls are there in the living room?

.....

3 What is the girl with brown hair playing?

a .....



4 Where is the boy now?

in a .....

5 What is he doing?

.....

LIVEWORKSHEETS