

Smart Start 4. Theme 1. Numbers

Lesson 4 - HOMEWORK



Exercise 1: Drag and drop

| | | | |
|--------|-------------|---------|-------------|
| ten | twenty-five | thirty | twelve |
| forty | five | fifty | forty-five |
| twenty | One hundred | fifteen | thirty-five |

| | | | | | |
|----|---|----|---|-----|---|
| 5 | ? | 40 | ? | 50 | ? |
| 15 | ? | 30 | ? | 100 | ? |
| 20 | ? | 12 | ? | 25 | ? |
| 10 | ? | 35 | ? | 45 | ? |

Exercise 2: Mark True or False

- Twenty plus six is twenty-six.
- Thirty-five plus seven is thirty.
- Forty-two plus five is forty-five.
- Sixty-one plus ten is seventy-one.
- Seventeen plus sixty is seventy.

6. Eighty plus twenty is one hundred.

7. Ninety-two plus three is ninety-five.

8. Fifty plus forty-three is sixty.

Exercise 3: Look and write



1) How many squares can you see?

.....



2) How many stars can you see?

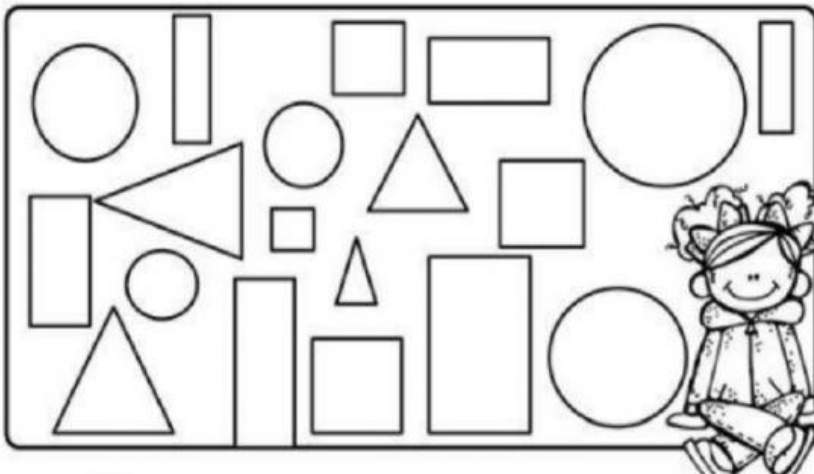
.....



3) How many triangles can you see?

.....

Exercise 4: Count and write the number



1. How many circles? _____

2. How many triangles? _____

3. How many rectangles? _____

4. How many squares? _____

Part 3

- 2 questions -

Listen and tick (✓) the box. There is one example.

Example

How many squares can the girl see?



A



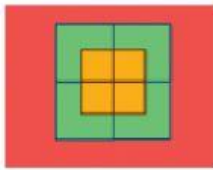
B



C

Questions

① Which picture can the girl see?



A




B




C


② What can the girl see?



A



B



C