

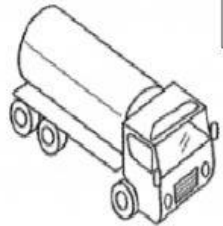








**Cambridge Primary Programme**

Name: \_\_\_\_\_ Date: \_\_\_\_\_ Class: \_\_\_\_\_

**1. Tick (✓) the pictures that are sound sources.**

 <input type="checkbox"/>	 <input type="checkbox"/>	 <input type="checkbox"/>
 <input type="checkbox"/>	 <input type="checkbox"/>	 <input type="checkbox"/>
 <input type="checkbox"/>	 <input type="checkbox"/>	 <input type="checkbox"/>


2. Look at these pictures. Circle the correct word to describe the type of sound the sound source makes.




loud / quiet




loud / quiet




loud / quiet



loud / quiet



loud / quiet



loud / quiet

3. Draw lines to complete the sentences.

When a sound source is far away the sound is

When a sound source is near the sound is

Sound sources are louder when you are

Sounds sources are quieter when you are

near

far away

quiet

loud