




Name: \_\_\_\_\_ Date: \_\_\_\_\_ Class: \_\_\_\_\_

1. Label the objects with the help of materials given.

fabric glass metal wood paper  
rubber plastic wool



2. Look at the items below. Sort them by drawing a line from the item to the correct bin.



3. Match each material with its property.



see-through

bouncy

soft

rough

flexible

strong

shiny



4. Look and write.

push

pull



\_\_\_\_\_

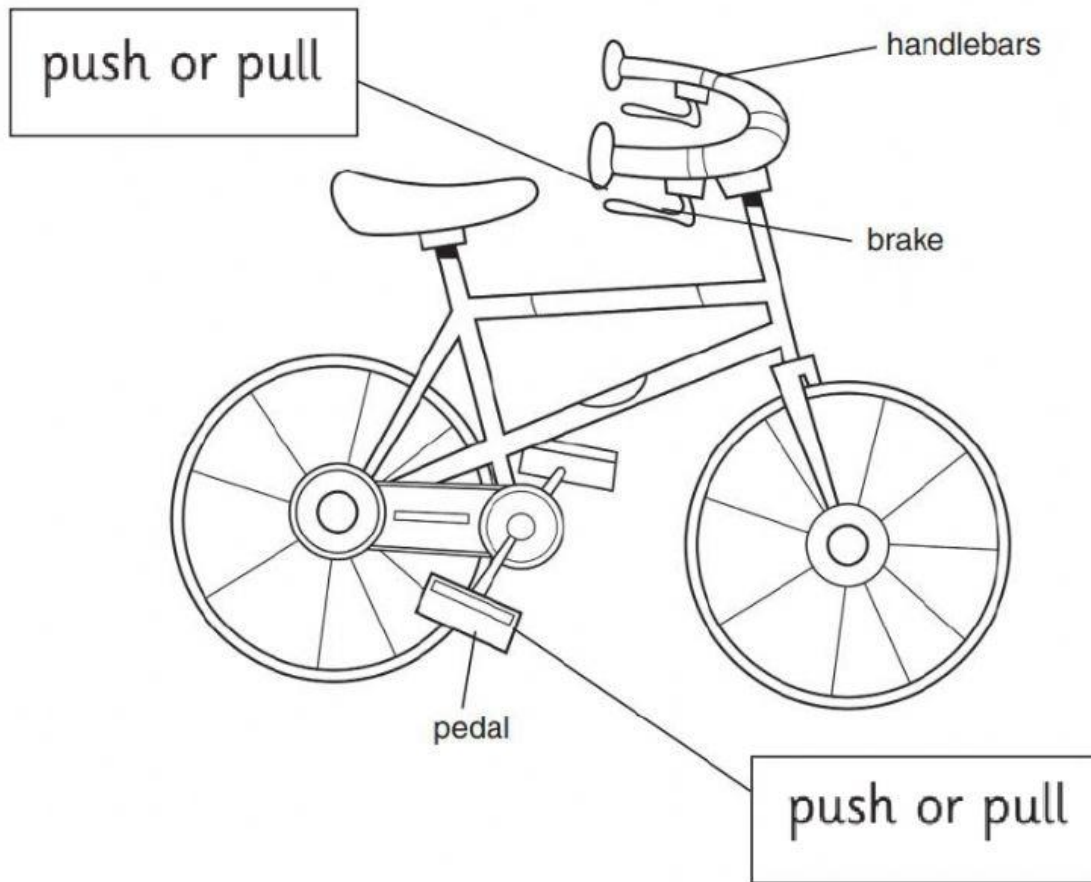
\_\_\_\_\_

\_\_\_\_\_

\_\_\_\_\_

5.

(a) Look, read and circle.



(b) Read, choose and write.

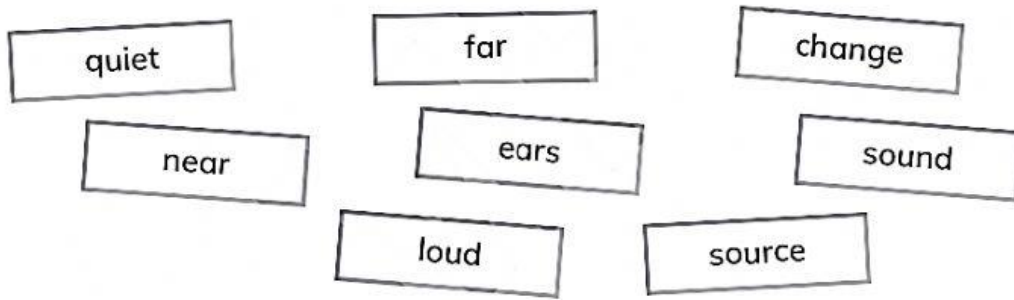
stop	faster	different
------	--------	-----------

Pushing the pedals makes the bike go \_\_\_\_\_.

Pulling the brakes makes the bike go slower or \_\_\_\_\_.

Pulling the handlebars makes the bike go a \_\_\_\_\_ way.

6. Find these words in the puzzle.



7. Which of these make sounds you can hear? Write Yes or No.



Yes



\_\_\_\_\_



\_\_\_\_\_



\_\_\_\_\_