THAI HUNG | IRIS SCHOOL

Total Mark: _____ / 10

MATH GRADE 4 – FINAL TEST

Time: 30 minutes

Name: _____ Class:_____ Date: __/__/_____

1. Tell the time.

2. Write the coordinates of each of these symbols.

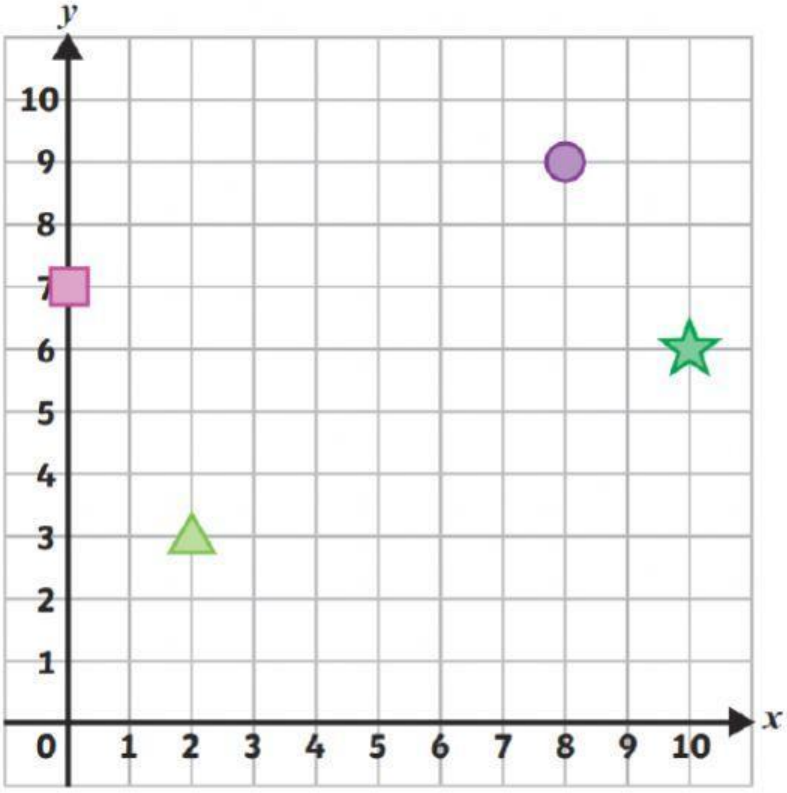



LIVEWORKSHEETS

3. This bar chart shows the favorite animals of children at a primary school.

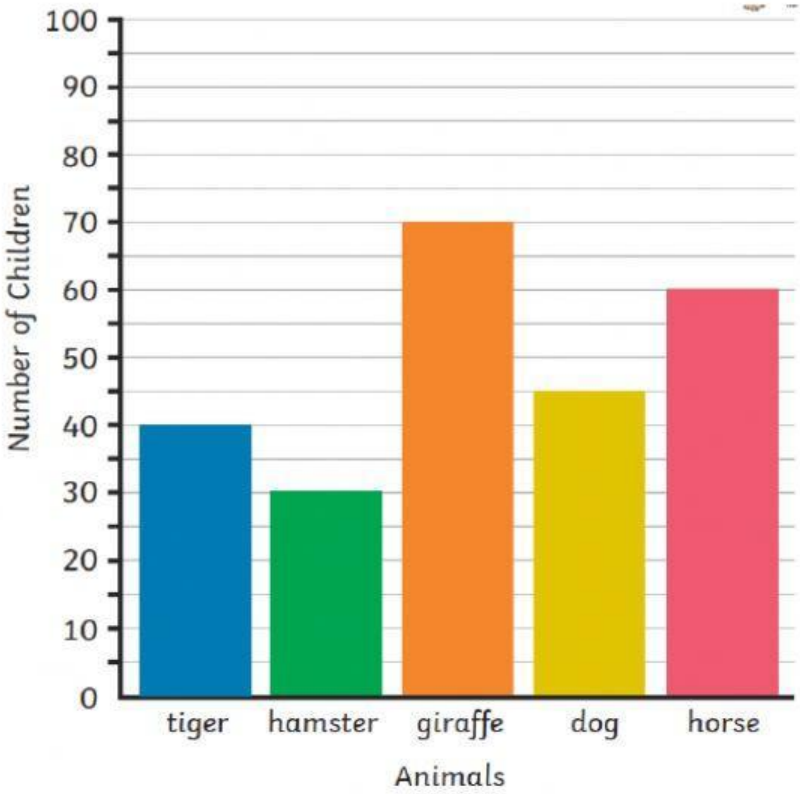

a) Which animal is the most popular?

b) How many children choose hamsters as their favorite animals?

c) How many children choose dogs and horses as their favorite animals altogether?

4. This pictogram shows how many bikes were sold in a cycle shop in one week.

Day	Number of Bikes Sold
Monday	
Tuesday	
Wednesday	
Thursday	
Friday	
Saturday	
Sunday	

a) How many bikes were sold on Tuesday?

b) How many bikes were sold on Friday, Saturday and Sunday altogether?

c) On which day 14 bikes were sold?

LIVEWORKSHEETS