





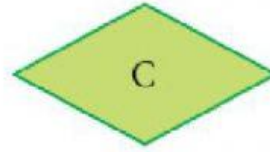
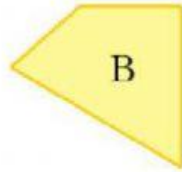


# LOS CUADRILATEROS


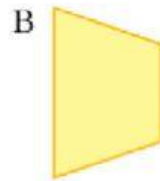

PARALELOGRAMOS		No PARALELOGRAMOS
<b>Cuadrado</b>	<b>Rectángulo</b>	<b>Trapecio</b>
 4 lados iguales 4 ángulos rectos	 lados iguales dos a dos 4 ángulos rectos	 2 lados iguales
<b>Rombo</b>	<b>Romboide</b>	<b>Trapezoide</b>
 4 lados iguales ángulos iguales dos a dos	 lados iguales dos a dos ángulos iguales dos a dos	 No tiene lados paralelos

# LOS CUADRILATEROS

1. Clasificamos los cuadriláteros

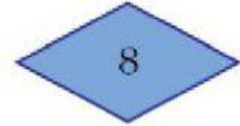

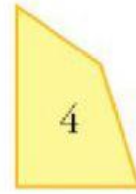
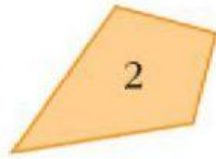


2. Clasificamos los cuadriláteros



# LOS CUADRILÁTEROS

3. Clasificamos los cuadriláteros



1.	2.
3.	4.
5.	6.
7.	8.