

Full name:

Class:

LISTENING

PART 1: Listen and circle picture that you hear. There is one example



READING

PART 1: Look, read and circle. There is one example.

	Listen to music	Eat lunch
	Buy a comic book	Take a picture
	Touch a picture	Point to the clock
	Write your name	Sharpen your pencil
	Touch a picture	Write your name

PART 2: Read and draw lines. There is one example.

M



Nut

N



Mop

F



Fan

V



Vest

WRITING

PART 1: Order the words. There is one example

0. Pictures/they/are./.

→ They are pictures

1. those/Are/?/doors

2. pencil/ they/sharpeners/are./

3. bag/is/that/Whose/?/

4. do/you/What/?/have/

5. you/tissue/have/a/Do/?/

6. has/She/a/wallet./

7. does/he/have/What/?/


8. she/umbrella/an/have/Does/?

9. has/a/He/caculator./

10. this/Is/calendar/?/a/






PART 2: Look and write. There is one example

Example: 1. They're paper clips.



1. They're
2. They.....
3.
4.

PART 3: Order the letters, then draw lines. There is one example

Example: 0. itsues	→ tissue	
1. apper lcisp	→ _____	
2. oodrs	→ _____	
3. inoc	→ _____	
4. rbuhs	→ _____	
5. aclcualort	→ _____	