









Unit 12 At the lake

Full name:

Exercise 1 Look and write:

lake	lemons	leaf	Lucy
			
<input type="text"/>	<input type="text"/>	<input type="text"/>	<input type="text"/>

Exercise 2 Look and circle the correct words

			
Leaf / lake	Lucy / Ann	apples / lemons	leaf / lake

Exercise 3 Look and match

a) Look at Lucy.		
b) Look at the lemons.		
c) Look at the leaf.		
d) Look at the lake.		

Unit 12 At the lake

Exercise 4 Put the words in the correct order








	a) lemons - at - Look - the		b) at - Look - the - lake
	c) at - Look - the - sun		d) at - Look - Lucy
	e) Look - the - leaf - at		f) Look - Mary - at
	g) the - truck - at - Look		h) the - bus - at - Look

Exercise 5 Look and tick (✓) or cross (✗)







 ✓ ✗	 ✓ ✗	 ✓ ✗
a. I like apples.	b. Look at the lake.	c. Look at the sun.
 ✓ ✗	 ✓ ✗	 ✓ ✗
d. She is Mary.	e. He is running.	f. Look at the bus.

Unit 12 At the lake

Exercise 6 Look and choose the correct words









a) Look at the leaf/lake.		c) I like apples / lemons.	
b) He / She is running.		d) Look at the eggs/ lemons.	
e) Look at the star / sun.		f) There is / are a mouse.	
g) There are / is mangoes.		h) She is Hoa / Lucy.	

Exercise 7 Read and complete the sentences.













a) Look at the		b) I like.....	
c) He is.....		d)at the lake .	
e).....is Lucy.		f) Look at the	

Unit 12 At the lake

Exercise 8 Circle the beginning sound

			
a <u>b</u> c	a b c	k l m	e f g
			
c d e	e f g	j k l	e f g

Exercise 9 Write the beginning letter for each picture :

1. 		2. 	
3. 		4. 	
5. 		6. 	

THE END