

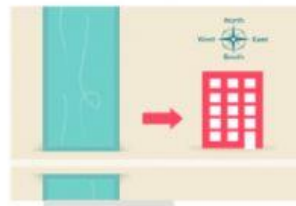
## F. WRITING

**Exercise 1. Match the prepositions with the correct pictures. Use the prepositions in the box.**

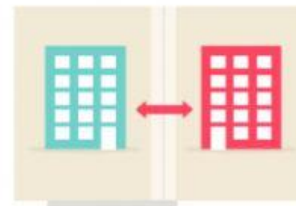
between	east	of	near	next to	north of	on
opposite	south of	west of				



1



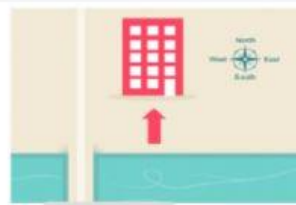
2



3



4



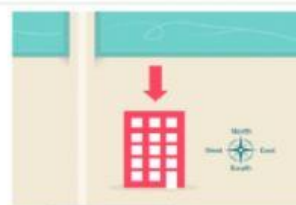
5



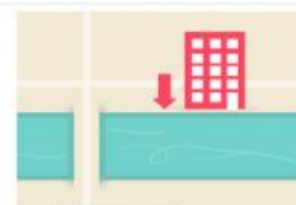
6



7

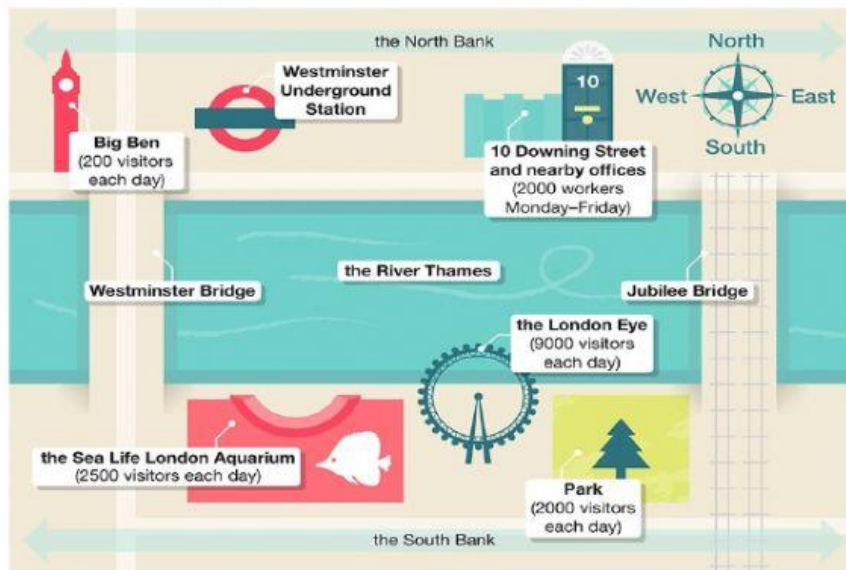


8



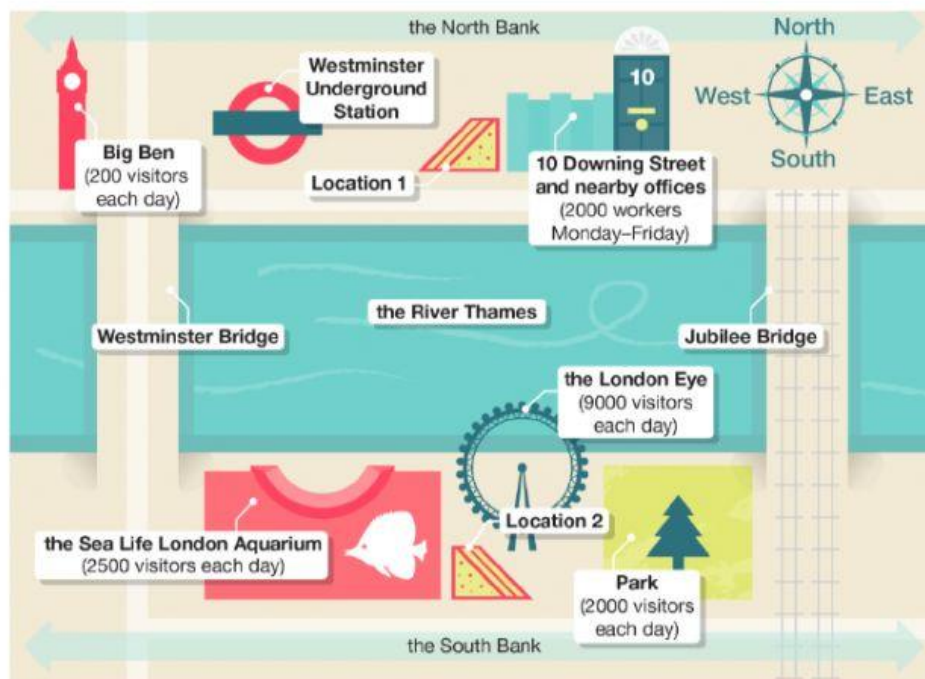
9

**Exercise 2. Look at the map. Then choose the correct options to complete the sentences.**



1. The London Eye is near the park./ west of the Sea Life London Aquarium./ opposite Big Ben.
2. Big Ben is on the South Bank./ opposite Westminster Underground Station./ next to Westminster Bridge.
3. The park is near 10 Downing Street and nearby offices./ north of Westminster Underground Station./ east of the Sea Life London Aquarium.
4. The Sea Life London Aquarium is next to Jubilee Bridge./ near Westminster Underground Station./ on the South Bank.
5. 10 Downing Street and nearby offices are west of Big Ben./ south of the London Eye./ on the North Bank.

**Exercise 3. Look at the map. A company wants to open a sandwich shop in this area. It is choosing between two possible positions: Location 1 and Location 2. Complete the descriptions of the two locations. Use the words in the box.**



Between      east      near      of      on      opposite      to

**1. Location 1:**

is next \_\_\_\_\_ 10 Downing Street and nearby offices.

is east \_\_\_\_\_ Big Ben.

is \_\_\_\_\_ the London Eye.

is \_\_\_\_\_ Westminster Underground Station.

is \_\_\_\_\_ the North Bank.

**2. Location 2:**

is \_\_\_\_\_ the Sea Life London Aquarium and the London Eye.

is \_\_\_\_\_ of the Sea Life London Aquarium.

isn't \_\_\_\_\_ 10 Downing Street and nearby offices.

is west \_\_\_\_\_ the park.

is \_\_\_\_\_ the south bank.

**Exercise 4. Look at the map again. Read the first part of a report comparing the advantages of Location 1 with Location 2 for the sandwich shop. There are five mistakes. Find and correct them.**

*Location 1 is to the North Bank, between Westminster Underground Station and Big Ben. This location is west of Big Ben, the same distance from Westminster Bridge and Jubilee Bridge. It is opposite the Sea Life London Aquarium, which is on the North Bank.*

**Exercise 5. Look at the map again and read the report comparing the advantages of Location 1 and Location 2 for the sandwich shop. Then match the descriptions in the box with the correct parts of the report.**

<i>Advantages of Location 1</i>	<i>Advantages of Location 2</i>	<i>Where Location 2 is</i>
<i>Introduction sentence that describes the map</i>		<i>Where Location 1 is</i>

1. \_\_\_\_\_ The map shows two possible locations for a new sandwich shop in central London.
2. \_\_\_\_\_ This location is on the North Bank, between Westminster Underground Station and 10 Downing Street with nearby offices. This location is east of Big Ben, the same distance from Westminster Bridge and Jubilee Bridge, and opposite the London Eye, which is on the South Bank.
3. \_\_\_\_\_ This place would be good for the 2,000 workers who work at 10 Downing Street and nearby offices to buy sandwiches at lunchtime.
4. \_\_\_\_\_ This location is on the South Bank of the River Thames between the Sea Life London Aquarium and the London Eye. This place is near Westminster Bridge and west of a park.
5. \_\_\_\_\_ The benefits of opening the sandwich shop here are that the locations on the South Bank have over 13,000 visitors each day. These visitors could buy a sandwich and walk along the river to the park to eat their lunch.

**Exercise 6. Look at the map again and match the two halves to complete the sentences**

*it is close to the park.*  
*it is near the 2,000 people who work in 10 Downing Street and nearby offices.*  
*using the underground station might buy a sandwich.*  
*stop to buy a sandwich in Location 2.*  
*visitors to the Sea Life London Aquarium and the London Eye.*

1. An advantage of Location 1 is that  
\_\_\_\_\_
2. One benefit of Location 1 is that people  
\_\_\_\_\_
3. Location 2 would be good for  
\_\_\_\_\_
4. One advantage of Location 2 is that  
\_\_\_\_\_
5. The visitors to the Sea Life London Aquarium could  
\_\_\_\_\_

**Exercise 7. WRITING TASK 1**

**You should spend about 20 minutes on this task.**

*The map shows the center of Paris. A company wants to open a new restaurant in the area.*

*The map shows two possible locations for the restaurant.*

*Summarize the information by selecting and reporting the main features and make comparisons where relevant.*

**Write at least 150 words.**



[illegible]