



What is there?

SUBJECT: English
GRADE: 2nd
DATE: April
18th, 19th, 20th, 21st 22nd
TEACHER: Gloria Peña
Novoa

I. EXPECTED LEARNING:

COMPETENCE	PERFORMANCE	PURPOSE	ATTITUDES
C1: SE COMUNICA ORALMENTE EN INGLÉS	3. Explica con vocabulario sencillo y/o gráficos el tema del texto que escucha, a partir del lenguaje audiovisual, gestos y expresiones corporales del emisor	Explica el tema con gestos y expresiones corporales	Apoya incondicionalmente a personas en situaciones comprometidas o difíciles.

II. ASSESMENT:

CRITERIA	EVIDENCES	TOOLS
Explain the topic	Oral expression	Check list

III. SEQUENCE OF ACTIVITIES:

- Teacher greets the students
- Teacher introduces the vocabulary about school objects.
- Students listen and practice the pronunciation.
- Students ask questions about the meaning of the words.
- Students listen and number the pictures according to the audio.
- Teacher explains the grammar about plural and singular using there is/ there are.
- Students complete the chart with the words in singular and plural.
- Students color the pictures and then count them.
- Teachers asks ss to answer how many school objects there are.
- Students participate orally sharing their answers with the class.
- Students match the sentences with the pictures.
- Students practice vocabulary unscrambling the words.
- Students evaluate themselves.

Vocabulary



Pencil



Pen



Bag



Book



Table



Chair



Ruler



Eraser

SINGULAR

What is there?

*There is a **pencil***

*There is an **eraser***

LET'S PRACTICE

1. Listen and number the pictures.

1	2	3	4	5	6	7	8
---	---	---	---	---	---	---	---



PLURAL

What are there?


*There are **pencils***

*There are **erasers***

2. Complete the chart with singular and plural of the words.

Singular (1)	Plural (2 / +)
Pen	pens
Ruler	
	Tables
Eraser	
Chair	
	Bags
	pencils

3. How many school objects do you see? Count them.



3. Read the sentences and match with the pictures.

There is a table

There are pencils

There are rulers

There is a book

There is a bag

There are chairs

There is a pencil


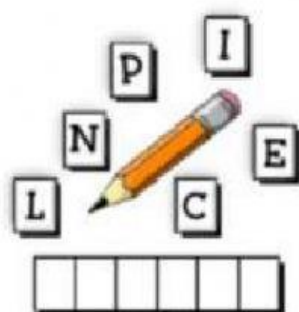
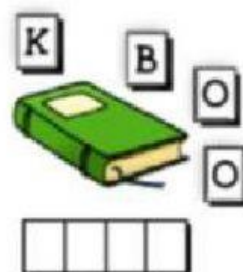
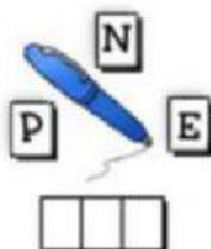
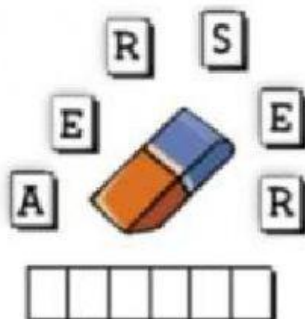
There is a ruler

There are erasers

There are pens





4. Unscramble the words



Self assessment

Check (✓) the statements to evaluate your work.



Oral expression		
I understand the words		
I can say what I see		
The lesson was easy		