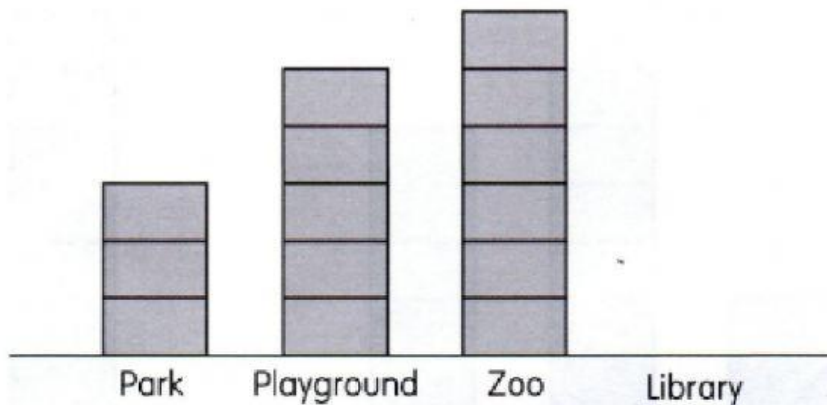



Name: \_\_\_\_\_

Date: \_\_\_\_\_

## Graph

- 1 The block graph shows the popular places among a group of children.



Each  stands for 1 child.

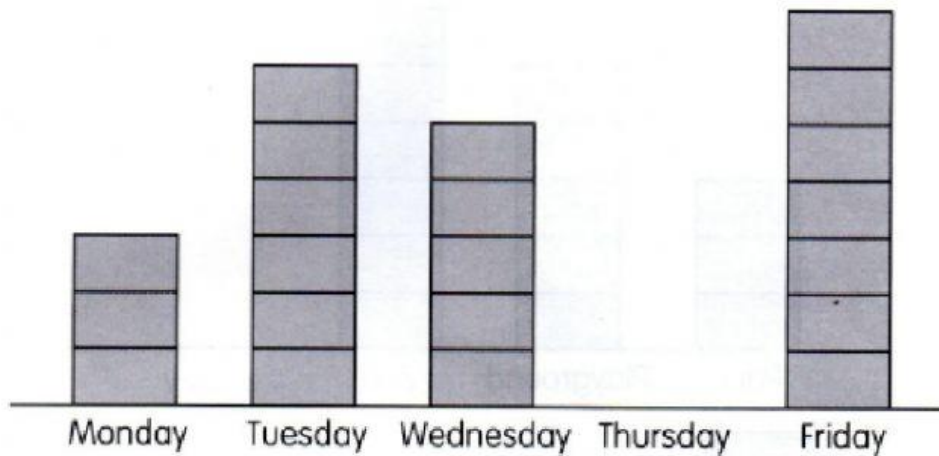
- (a) 4 children like to go to the library.  
Complete the block graph.

Complete.

- (b) \_\_\_\_\_ children like to go to the park.
- (c) \_\_\_\_\_ children like to go to the playground.
- (d) \_\_\_\_\_ fewer children like to go to the park than the playground.
- (e) \_\_\_\_\_ more children like to go to the zoo than the library.
- (f) The \_\_\_\_\_ is the most popular place among the children.
- (g) \_\_\_\_\_ more children like to go to both the playground and the zoo than the library.

2

The block graph shows the amount of rice sold by a shop over five days.



Each  stands for 1 kg of rice.

Complete.

- (a) \_\_\_\_\_ kg of rice was sold on Wednesday.
- (b) 6 kg of rice was sold on \_\_\_\_\_.
- (c) \_\_\_\_\_ kg of rice was sold more on Tuesday than on Monday.
- ★ (d) The shop sold \_\_\_\_\_ kg of rice less on Friday than on both Tuesday and Wednesday.
- ★ (e) The shop had 25 kg of rice at first.  
\_\_\_\_\_ kg of rice was sold on Thursday.

Complete the block graph.



A. I can do the worksheet by myself



B. I need a little help



C. I need a lot of help