

Good afternoon, my dear students. I am glad to be with you again. Now let's remember what we were discussing during our lessons? It was **FOOD!**



For doing the task for today click here:

Те ребята, кто не может пройти по ссылке, выполняют упр. в тетрадях.

1. Put these products into two columns and mark them *Countable* or *Uncountable*.

(переносим слова по группам исчисляемые или неисчисляемые, вспоминаем прошлую тему)

<i>Countable</i>	<i>Uncountable</i>

bread **butter** **cheese** **apple** **pepper** **sugar**
orange **cereal** **rice** **cake** **peach** **vegetable**

2. Guys, answer my questions, please!

(Отвечаем на каждый вопрос вслух)

a) **What is your favourite dish?**



My favourite dish is / are

b) **What do you need to make your favourite dish?**

To make my favourite dish I need

c) **How can you cook it? What should you do?**

I think I need



Oh, I'm sure that here you have a problem but don't worry we will solve it today and you will know how to cook all what you want! Today the topic of our lesson is **"Let's cook"** and we will know the cooking verbs and we will make a recipe for your favourite dish!

Click here: <https://quizlet.com/ru/504042878/spotlight-6-module-9-lets-cook-flash-cards/>

and work with flashcards and new words. (здесь мы работаем с новыми словами разделом **Карточки**, здесь же мы слушаем как произносится каждое слово и повторяем его 2-3 раза, **запись** чтения слов мы присылаем мне по QR – коду, все слова мы выписываем



в словарь).

3. Look at the picture and choose the correct answer. (Смотрим на картинку и выбираем правильный вариант ответа)



1. **pour melt add**



2. **mix dice fry**



3. **boil peel add**



4. **stir bake boil**



5. **mix melt bake**



6. **peel dice add**



7. **stir dice fry**









8. **pour mix add**



9. **fry melt dice**

4. Listen and write:

(Прослушай говорящего и напиши услышанное слово)



5. Match the words: (соотнеси слова)

FRY

CAKE

STIR

POTATOES

BAKE

CHICKEN

DICE

CHOCOLATE

BOIL

WATER

ADD

CHEESE FOR SALAD

MIX

MILK INTO GLASS

MELT

EGGS AND FLOUR

POUR

SALT AND PEPPER

PEEL

SUGAR INTO TEA

6. Fill in: stir, boil, mix, pour, fry, peel, dice, melt, add, bakes.

(Вставь подходящее слово в предложения)

1. To make tea you need to _____ water first.

2. To make pancakes you have to _____ flour, egg and milk together.

3. My granny often _____ cookies.

4. Can I _____ you some more juice?

5. It's not very healthy to _____ food.

6. I want to cook soup. _____ 5 potatoes, please.

7. You should be careful not to cut yourself when you _____ vegetables!

8. When the chicken boils, _____ some salt.

9. Slowly _____ the eggs, flour and milk mixture.

10. _____ some butter and put it to the porridge.



7. Listen and complete.
(Послушай говорящего и заполни пропуски услышанной информацией).

Western

OMELETTE


Preparation time: 10 min.
Cooking time: 1) min.

Ingredients:

- 1 tsp butter
- 1 tbsp diced green peppers
- 1 tbsp diced 2) peppers
- 1 tbsp diced spring onions
- 4 3)
- 4 tbsps diced cheese

Portions: 2

Melt the butter in a pan. 4) the diced green and red peppers with the spring onions. Beat the eggs in a bowl and pour them over the vegetables. When the omelette is almost cooked, 5) the cheese over it. Fold the omelette in half immediately and continue cooking until ready. Serve immediately.



8. Write a recipe for a national dish in your country or your favourite dish. List the instructions in the correct order.

THANK YOU FOR YOUR JOB!

Уважаемые ребята, если вы работаете на сайте по ссылке, то в конце работы вы нажимаете **FINISH**, затем "**Email my answers to my teacher**"

Заполняете:

Enter your full name: - пишите свое имя;

Level/group: - пишите свой класс;

School subject: - пишите "англ.яз";

Enter your teacher's email or key code: - пишите мою почту:

beauty26rus@mail.ru



**I WANT YOU
TO SPEAK
ENGLISH**