



Name: .....

Class: .....

**PART B. READING AND WRITING**

Part 1. Look and read. Put a tick (✓) or a cross (×) in the box.

**Questions**

1.



This is a chick.

☐

2.



She is feeding.

☐

3.



He is picking.

☐

4.



They are planting.

☐

5.



This is a bus.

☐

**Part 2. Look and read. Write Yes or No.**



**Examples**

*They are in the kitchen.*

.....No.....

*There is a dog.*

.....Yes.....

**Questions**

1. The girl is feeding the chickens.

.....

2. Mum is wearing a skirt.

.....

3. Grandpa is driving a tractor.

.....

4. The girl is wearing a dress.

.....

5. The dog is under the chair.

.....

**Part 3. Read and match.**



Can we please eat  
your bread?



Yes, they are.



1

Is the boy carrying  
onions?



Yes, you can.



2

Are the children  
picking carrots?



No, he isn't.



3

Can you please wash  
the dishes?



Yes, I am.



4

Is the girl feeding  
the goats?



Sorry, I'm  
busy.



5

Are you planting  
beans?




No, she isn't.

**Part 4. Read, circle and write.**

0. This is ..... **bread** .....

**bread**


**yogurt**



1. The children ..... .

**are feeding**


**is feeding**



2. I am ..... .

**planting**

**picking**




3. Are you driving a tractor?

Yes, .....

**I am**

**I am not**



4. She ..... feeding a chicken.

**is**


**are**



5. Carrots grow ..... the ground.

**in**

**above**



**Part 5. Order the words into correct sentences.**

1.      **are**      **They**      **planting**      **flowers**      **.**

→      \_\_\_\_\_      \_\_\_\_\_      \_\_\_\_\_      \_\_\_\_\_      \_\_\_\_\_

2.      **they**      **planting**      **Are**      **flowers**      **?**

→      \_\_\_\_\_      \_\_\_\_\_      \_\_\_\_\_      \_\_\_\_\_      \_\_\_\_\_