

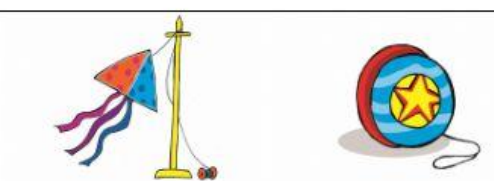
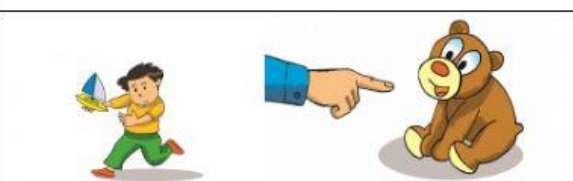










AV KIDS LANGUAGE CENTER
 NAME:.....
 CLASS: 3
 LISTENING

TEST UNIT 15
 ENGLISH 3
 Time: 40'

Task 1. Listen and tick ☒. There is one example:

 A. <input checked="" type="checkbox"/> B. <input type="checkbox"/>	 1. A. <input type="checkbox"/> B. <input type="checkbox"/>
 2. A. <input type="checkbox"/> B. <input type="checkbox"/>	 3. A. <input type="checkbox"/> B. <input type="checkbox"/>
 4. A. <input type="checkbox"/> B. <input type="checkbox"/>	 5. A. <input type="checkbox"/> B. <input type="checkbox"/>

Task 2. Listen and tick ☒ or cross ☒. There are two examples.







 A. <input checked="" type="checkbox"/> B. <input checked="" type="checkbox"/>	 1. <input type="checkbox"/>	 2. <input type="checkbox"/>
 3. <input type="checkbox"/>	 4. <input type="checkbox"/>	 5. <input type="checkbox"/>

Task 3. Listen and number the pictures. The first picture is done for you.






 A. <input type="text" value="0"/>	 B. <input type="text"/>	 C. <input type="text"/>
 D. <input type="text"/>	 E. <input type="text"/>	 F. <input type="text"/>

II. READING AND WRITING:

Task 1. Look and write. There is one example.

1. btolofal → f _____ 	2. yots → t ____ 	3. tike → k ____ 
4. arc → c ____ 	5. uzlzep → p _____ 	6. botro → r ____ 

Task 2. Look and read. Put a tick ☒ or a cross ☐ the box.

 <p>1. <input type="checkbox"/> There are three planes on the shelf.</p>	 <p>2. <input type="checkbox"/> Nam and Mary have a toy car.</p>	 <p>3. <input type="checkbox"/> Tony has a ball and a kite.</p>
 <p>4. <input type="checkbox"/> They don't have a puzzle.</p>	 <p>5. <input type="checkbox"/> Mary doesn't have a yoyo.</p>	 <p>6. <input type="checkbox"/> That's my car.</p>

Task 3: Odd one out:

1. a. plane	b. kite	c. teddy bear	d. ruler
2. a. ball	b. ship	c. garden	d. doll
3. a. doll	b. robot	c. bear	d. puzzle
4. a. kite	b. plane	c. car	d. school
5. a. teddy bear	b. puzzle	c. doll	d. fan

Task 4. Read and complete. There is one example.

doll	do	yes	shelf	have	game
------	----	-----	-------	------	------

Mary: What's this, Linda?

Linda: It's a (0) doll. Do you (1) _____ a doll?

Mary: (2) _____, I do. I have two. Let's play a (3) _____.

Linda: No, thanks. (4) _____ you have a yo-yo?

Mary: No, I don't, but Tom has one on the (5)_____.

Task 5: Fill in the blank with *is, are, have or has*:

1. There a ball under the bed.
2. I a ship and two robots.
3. She many pretty dolls.
4. Are there any crayons the shelf? – No, there not.
5. Does she any toys? – No, she doesn't.

Task 6: Fill in the blank with suitable word:

shelf – window – chairs – table – bed – many

Look at my bedroom. It is large and nice. There are many things in my bedroom. Here is my (1) The bed is big. There are (2) ball under the bed. Next to the bed is a big (3) My school things are on this table. There are two small (4) behind the table. There is a (5) near my bed. My planes and robots are on this shelf. There is a beautiful picture above the (6)

Task 7: Give correct order to make meaningful sentences:

1. are/ there/ balls/ two/ the/ table/ near./

.....

2. doll/ the/ is/ the/ table/ on./

.....

3. you/ teddy/ have/ bear/ a/ do/?

.....

4. sister/ doll/ a/ does/ your/ have/?

.....

5. have /Linda/ a/ doesn't / robot./

.....