Science Evaluation
3rd Bimester
Period 2021-2022

Name: _____ Grade: _____

Write the letter of the correct answer on the line.

- Anton carries out and investigation about electric forces: he draws a diagram of his results.

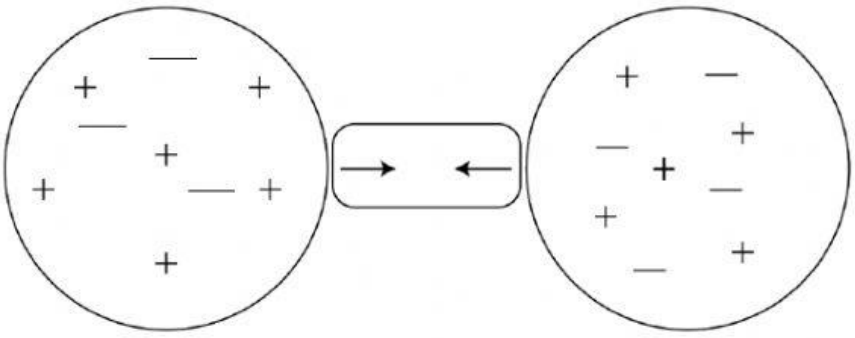

Object X Object Y

1. Which Conclusion is supported by Anton's results?

A. Two objects with opposite electric charges always attract each other.

B. An object with a positive charge and an object with a neutral charge attract each other.

C. Two objects with same electric charge repel.

LIVEWORKSHEETS

- Choose the right answer to complete the sentences.

1. Is the transfer of particles that have an electric charge between objects that are not touching.

Static discharge	Electricity

2. If both objects have negative electric charges, two objects:

Repel	Attract

3. The push or pull of charge objects on each other is an:

Neutral Charge	Electric force

- Look at the picture and choose the word that best completes the sentence.



LIVEWORKSHEETS

1. Balloon Y has a negative / positive charge.

2. Balloon Z has a negative / positive charge.

3. When the balloons come close to each other, they will repel / attract.

- Read the problem and use the chart to answer each questions.

1. Gina does an experiment using two magnets. She moves each magnet close to a pile of 20 paper clips. She records her results in a table.

Magnet Experiment	
Type of magnet	Number of paper clips picked up by magnet
electromagnet	13
permanent magnet	8

Which magnet attract more clips?

Most magnets are permanents, but according to Gina's results which magnet is stronger?

LIVEWORKSHEETS

2. Alex has a toy car with a magnet taped to the top as shown in the picture.

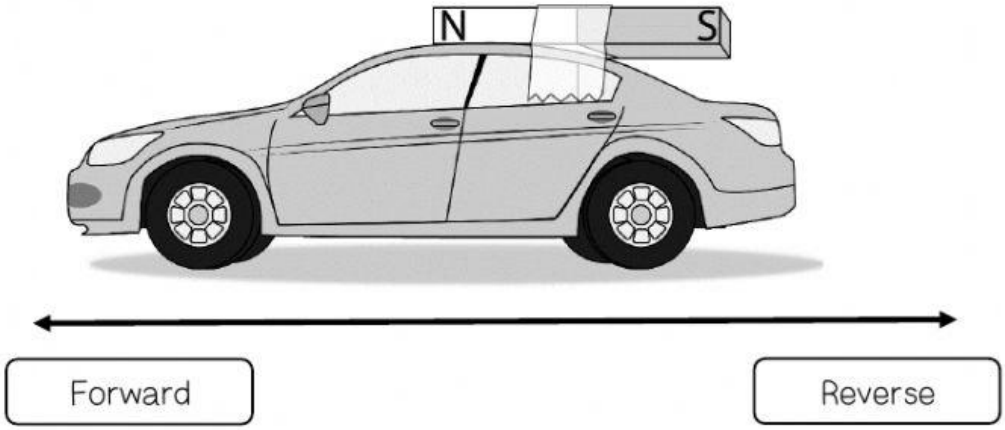

He needs to use the materials to solve the problem, 'How can I move the toy car forward without touching the car?'
To solve this problem, Alex uses another magnet and places it close to the back of the toy car.

Alex needs (North Pole / South Pole) of the magnet, to move the car forward.

3. Caleb plans to do a demonstration to show how magnets can be used to sort iron objects from objects that are not attracted to magnets. The picture shows the materials Caleb plans to use for his investigation.

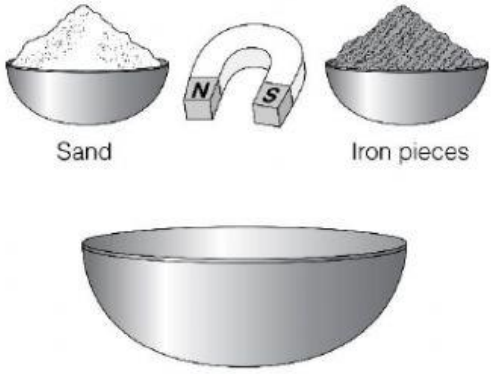

LIVEWORKSHEETS

To demonstrate his hypothesis, Caleb place the sand and the iron pieces into the bowl.
Which material do you think is going to be attracted to the magnet and why?

- Read the question and choose the right answer.

1._Which statements correctly compare electromagnets and permanent magnets?

- A. Only permanent magnets can attract steel and iron objects.
- B. Only electromagnets can be turned on and off.
- C. Permanent magnets always have a larger electric field than electromagnets.

LIVEWORKSHEETS