

Sewing Tools






Identify the tools in each box: print the name of the tool in the 1st box.

Describe the use of the tool: write ONLY the letter in front of the correct description in the 2nd box.

Pin cushion	thimble	emery bag	seam gauge
Seam ripper	tracing wheel	pinking shears	sleeve board
Measuring tape	yard stick	shears	straight pins
Beeswax	magnet	tailor's ham	

- a) Temporarily holds fabric together before stitching.
- b) Protects the finger when hand sewing.
- c) Used to press hard to reach areas on garments e.g. sleeves.
- d) Used to press curved areas on a garment.
- e) Used to remove unwanted stitches.
- f) Cut fabric only.
- g) Used to remove rust and sharpen pins and needles.
- h) Used to measure seams, and width of pleats and darts.
- i) Used to measure the body.
- j) Attracts pins so that pins that may have fallen on the ground can be secured.
- k) Strengthens thread when hand sewing and apply fasteners.
- l) Used with carbon paper to transfer pattern markings.
- m) Safely stores pins until needed.
- n) Neatens the edge of fabric.
- o) Used to measure fabric from a bolt.

1. 	2. 	3. 	4. 
5. 	6. 	7. 	8. 

9.	10.
	
11.	12.
	
13.	14.
	
15.	
