

Stella's School

ICT

- Information Communication & Technology

Topic:

- REVISION (Computer Keyboard)

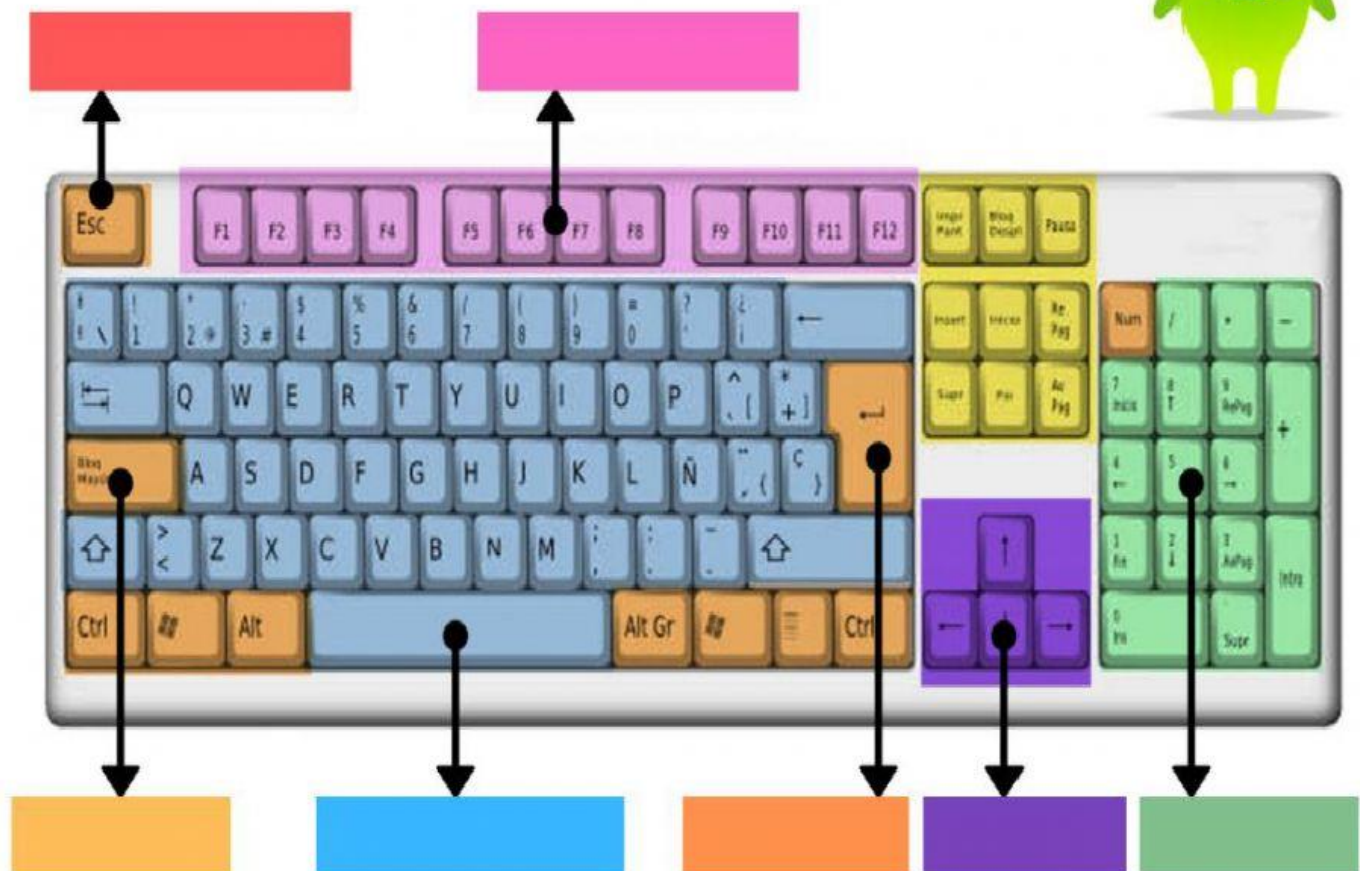
Name:

Year 6:

Drag and drop with the correct answer.

escape keys	enter keys	numeric keys
space bar	function keys	arrow keys
caps lock		






What is the name of the key/s



Computer Keyboard Practice


Instructions: Drag and drop each key image at the bottom to the correct description.



1. Press this key to move your cursor down and start typing on a new line. 
2. Press this key to erase to the left of your cursor. 
3. Press this key move exactly 5 spaces to the right; for example, when making an indent at the beginning of a paragraph. 
4. Press this group of keys to move up, down, left or right around your paragraph. 
5. Press this key once to type all capital letters until you press it again. 



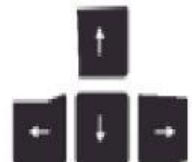
(backspace)



(enter)



(tab)



Be safe online!

We're **ONLINE** when we are using the internet

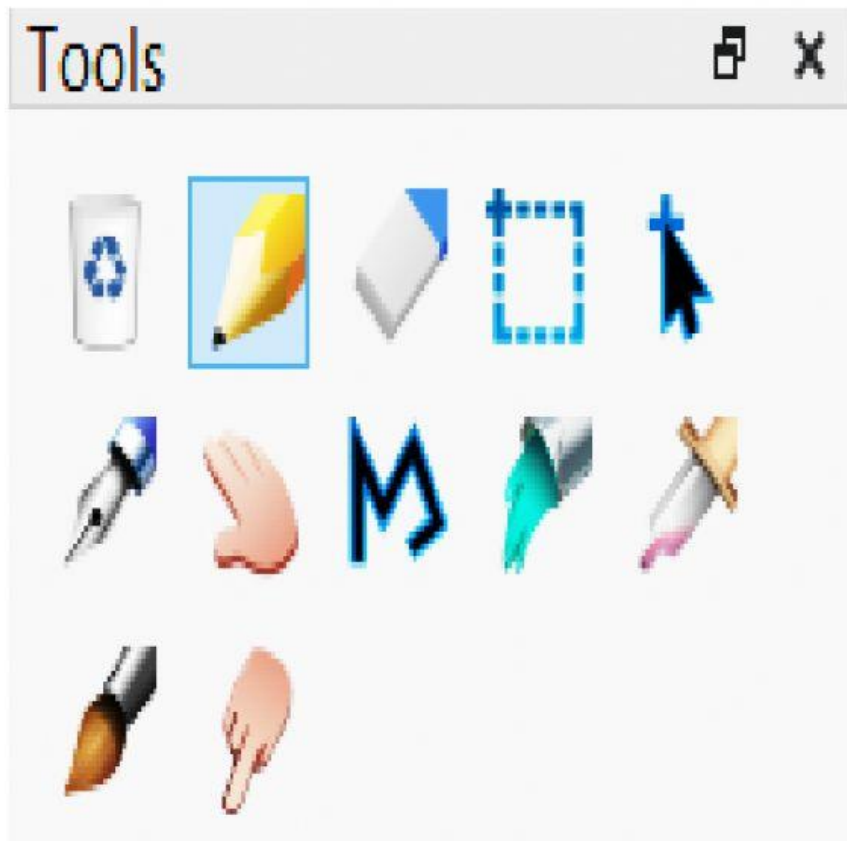
How can we be SAFE?

1. DON'T GIVE OUT YOUR PERSONAL INFORMATION
2. DON'T TELL PEOPLE WHERE YOU LIVE OR THE NAME OF YOUR SCHOOL
3. KEEP YOUR PASSWORD SECRET
4. DON'T SEND PHOTOS OF YOURSELF. ALWAYS ASK YOUR PARENTS FOR HELP.
5. PLAY ONLINE GAMES OR CHAT WITH PEOPLE YOU KNOW.
6. IF SOMEONE SAYS BAD THINGS TO YOU, ALWAYS TELL YOUR PARENTS OR A TEACHER.

Put the pictures next to the correct sentence.



Match and draw a line.



Selection tool

Select/ move object

Paint bucket tool

Polyline tool

Eraser